

CAT6A SHIELDED CONNECTIVITY

Category 6a (CAT6 Augmented) is defined at frequencies of up to 500Mhz, twice that of CAT6. At these high speeds cross talk, in particular alien cross talk, present a significant issue to reliable operation.

Shielding is particularly critical in environments with increased levels of noise such as hospitals, telco operations infrastructure, radio and television broadcast applications, X-ray theatres and in the vicinity of mains power transmission lines, switch yards and substations.


CABAC's range of shielded CAT6a now includes:

- Keystone jacks
- Keystone couplers
- Unloaded keystone patch panels
- Solid conductor cable
- Patch leads

The CABAC shielded CAT6a Jack is a toolless jack featuring a keystone foot print, making it compatible with keystone patch panels. Bezels are also available, making these jacks compatible with Clipsal & HPM style face plates.

The CABAC shielded unloaded patch panel features an all metal body and comes with a ground wire kit, to quickly and easily ground the patch panel. The all metal body ensures contact with the jack's metal body and results in shield continuity.

CABAC Shielded CAT6a Patch Lead cables feature double shielding where individual twisted pairs are foil shielded, before a final braided wire shield is wrapped around the complete cable bundle. All these shields are connected to the metal frame, which is an integral component of the CABAC RJ connector.

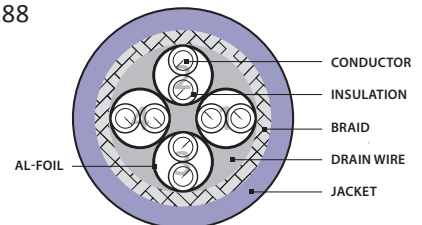


FEATURES

- Individually tested to ensure Cat6a component level compliance
- Fully shielded to minimise noise and ensure Cat6a performance is met
- Backward compatible with Cat5, Cat5E and Cat6
- Toolless termination of jacks reduce installation time
- Ground wire kit is included with patch panel for quick and easy earthing
- Patch leads are overall and individually shielded S/FTP for maximum Cat6a performance

CONFORMANT STANDARDS

- A-Tick compliant
- ETL conformant to TIA/EIA 568-C
- ISO/IEC 11801 & EN 50288
- ROHS Compliant



KEYSTONE JACK

- Pack Quantity: 10
- Wiring Scheme: T568A/B
- Footprint: Keystone
- Conductor Size: 22 to 26 AWG
- Cable O.D. Range: 6 to 10mm
- Mating Cycles Front RJ-45: 750 times
- IDC Termination: 250 times



KEYSTONE COUPLER

- Pack Quantity: 10
- Wiring Scheme: T568A/B
- Footprint: Keystone
- Mating Cycles Front RJ-45: 750 times
- Mating Cycles Rear RJ-45: 750 times
- Housing Material: Zinc Alloy
- Front Connection Material: 50µ inch Gold over Nickel



SHIELDED SOLID CONDUCTOR CABLE

- Pack Quantity: 305m reel
- Shielding: F/FTP Individual and overall foil with drain wire
- Jacket Material: LSZH
- Conductor Size: 23AWG solid
- Conductor Material: Bare Copper
- NVP (nominal velocity of propagation): 68% ± 2%



ORDERING INFORMATION

Part No. J6A/10S

ORDERING INFORMATION

Part No. CPLC6AS/10

ORDERING INFORMATION

Part No. C6AF/FTP

In support of our policy of continuous product improvement we reserve the right to change materials and specifications without notice. Drawings, where used, are not to scale. All dimensions are in millimetres and sizes given are approximate. Where possible, technical MSDS data sheets are made available on the website. All products should be installed and used in accordance with manufacturer's instructions provided. Warning: products may be the subject of registered designs and patents. Refer to website for terms and conditions on warranty.

CAT6a SHIELDED CONNECTIVITY

SPECIFICATIONS: SHIELDED UNLOADED PATCH PANEL

- Pack Quantity: 1
- Wiring Scheme: N/A (unloaded)
- Footprint: Keystone
- Path Panel Material: Metal
- Number of Ports: 24
- Included Accesories
 - rear cable management bar
 - earth wire kit



ORDERING INFORMATION

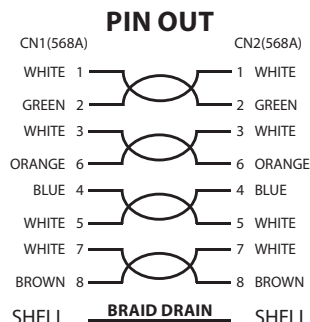
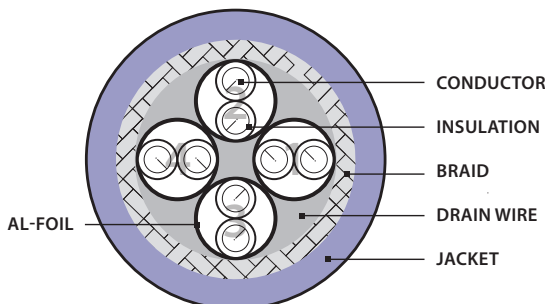
Part No. PP24-USK

SPECIFICATIONS: SHIELDED PATCH LEAD

- Pack Quantity: 1
- Wiring Scheme: T568A
- Shielding: Individually shielded pairs S/FTP
- Jacket Material: LSZH
- Conductor Size: 26AWG (7 strands)
- Conductor Material: Bare Copper
- Fully moulded Strain Relief Boots

ORDERING INFORMATION

Length (m)	BLUE	PURPLE	WHITE	YELLOW	BLACK	GREY	RED	GREEN
0.5	PLC6ABL0.5	PLC6APU0.5	PLC6AWH0.5	PLC6AYL0.5	PLC6ABK0.5	PLC6AGY0.5	PLC6ARD0.5	PLC6AGN0.5
1	PLC6ABL1	PLC6APU1	PLC6AWH1	PLC6AYL1	PLC6ABK1	PLC6AGY1	PLC6ARD1	PLC6AGN1
1.5	PLC6ABL1.5	N/A	PLC6AWH1.5	PLC6AYL1.5	PLC6ABK1.5	PLC6AGY1.5	N/A	N/A
2	PLC6ABL2	PLC6APU2	PLC6AWH2	PLC6AYL2	PLC6ABK2	PLC6AGY2	PLC6ARD2	PLC6AGN2
3	PLC6ABL3	PLC6APU3	PLC6AWH3	PLC6AYL3	PLC6ABK3	PLC6AGY3	PLC6ARD3	PLC6AGN3
5	PLC6ABL5	PLC6APU5	PLC6AWH5	PLC6AYL5	PLC6ABK5	PLC6AGY5	PLC6ARD5	PLC6AGN5
10	PLC6ABL10	PLC6APU10	PLC6AWH10	PLC6AYL10	PLC6ABK10	PLC6AGY10	PLC6ARD10	PLC6AGN10



In support of our policy of continuous product improvement we reserve the right to change materials and specifications without notice. Drawings, where used, are not to scale. All dimensions are in millimetres and sizes given are approximate. Where possible, technical MSDS data sheets are made available on the website. All products should be installed and used in accordance with manufacturer's instructions provided. Warning: products may be the subject of registered designs and patents. Refer to website for terms and conditions on warranty.