

# Tapes, Joints and Terminations, Comms Connectors and Clamps



Version 3

CABAC : Quality, Certification and Service

# Contents

ELECTRICAL TAPES	5
SPlicing AND INSULATING TAPES	8
SEALING, INSULATING AND MASTIC TAPES	10
INDUSTRIAL TAPES	11
WARNING MARKER TAPES	11
SPlices, COMMUNICATIONS CONNECTORS AND CRIMPERS	13
RESIN CABLE JOINT KITS	16
JOINTING RESINS	17
HEATSHRINK XLP THIN WALL	18
HEATSHRINK XDW THIN WALL	20
HEATSHRINK SMDW MEDIUM WALL	20
HEATSHRINK STDW THICK WALL	21
HEATSHRINK GLOVES, END CAPS AND ZIPPER TUBES	21
CONSTANT FORCE SPRINGS	23
CABLE CLEANING AND CONSUMABLES	24
CABLE LUBRICANT	24
COLD SHRINK TUBES	27
COLD SHRINK KITS	27
COLD SHRINK END CAPS	27
HEATSHRINK 1KV JOINTING SPlicing KITS	35
HEATSHRINK INDOOR 11KV TERMINATION KITS	35
HEATSHRINK OUTDOOR 11KV TERMINATION KITS	36
HEATSHRINK 11KV JOINTING SPlicing KITS	37
HEATSHRINK INDOOR 22KV TERMINATION KITS	40
HEATSHRINK OUTDOOR 22KV TERMINATION KITS	41
HEATSHRINK TRIFURCATION KITS	42
HEATSHRINK BUSBAR TUBING AND TAPES	42
FLEXIBLE BOOTS	43
CABLE CLAMPS	46







# INTRODUCING CABAC PROFESSIONAL TAPES

CABAC has been developing electrical tapes for over 25 years. The new CABAC Professional range is the very best yet and is suitable for low and medium voltage electrical insulation applications.

CABAC Professional CABPRO Electrical tapes are all certified to standard.

CABAC Professional CABPRO 2710, MEGA 43+ and MEGA 45 are certified by UL and CSA.

CABAC Professional CABPRO 2610 is certified by VDE.

CABAC also offers a wide range of tapes for other special purposes.

## TAPE TIPS

1. The most important tape tip is to stretch the tape when you apply so that the tape will maintain radial tension and so that it conforms to the shape of the object being taped.
2. Overlap approximately 30% of the width of the tape.
3. It is much better to cut tape rather than tear it.
4. When wrapping a product with sharp edges first apply a rubber or mastic tape to mask the sharp edges BEFORE you finish with electrical tape.
5. In cold environments make sure you use a tape with the appropriate specification i.e. 2710 or MEGA 43+.
6. In very hot environments over 80°C do not use electrical tape use a special purpose tape.
7. Never cover electrical tape with any kind of insulation if the application is expected to heat over 70°C as this can create a fire hazard.
8. Tapes have a shelf life. Dispose of tapes over 5 years old.



**Certificate Number:** CLC-CAB1202-V2

**Test Standards:** UL-510 Polyvinyl Chloride, Polyethylene, and Rubber Insulating Tape; DIN EN60454-3-1 (VDE Teil 3-1); 2002-03; EN60454-3-1:1998+A1:2001, CSA Standard C22.2 No197-PVC Insulating Tape

**Part Number:** Cabpro 2610 & 2710, Mega 43+, Mega 45+, PVC Electrical Tape range: T030030-34, 36, 41, 58, 39, 40; T030050-56; T030205; T030021-23; T030012-16

**Test Report:** CLR-CAB1200-V1 and CLR-CAB1202-V2

## TEST CERTIFICATE

**Test Completed Date:** 30 August 2016

**Subject:** PVC Electrical Tape test to UL-510, VDE and CSA Test

**Specification:** UL-510; VDE and CSA Requirements

**Conclusion:**  
**PASS**

The Cabpro 2610 & 2710, Mega 43+, Mega 45+, PVC Electrical Tape Range meets the requirements of UL-510, DIN EN60454-3-1 (VDE Teil 3-1) and CSA Standard C22.2 No197 as follows:

Cabpro	UL	VDE	CSA
2710	Y	Y	Y
Mega 43+	Y	Y	Y
Mega 45+	Y	Y	Y
2610	-	Y	-

Tested By: Sangbum Park  
Test Engineer

Approved By: John Murlagh  
National QA Manager

Date: 16 September 2016

## ELECTRICAL TAPES

### CABAC PVC ELECTRICAL TAPES - GENERAL PURPOSE



- Good quality, general purpose insulating tape available in a range of colours - resistant to abrasion, acids, alkalis
- Also used for phase identification
- Colour coding of pipes and general harnessing



Part No.	Description	Unit	Qty
T030030BK	CABPRO PVC TAPE 2610 BLACK 19MM X 20M	PAK	10
T030031BL	CABPRO PVC TAPE 2610 BLUE 19MM X 20M	PAK	10
T030033RD	CABPRO PVC TAPE 2610 RED 19MM X 20M	PAK	10
T030034WH	CABPRO PVC TAPE 2610 WHITE 19MM X 20M	PAK	10
T030036RBW	CABPRO PVC TAPE 2610 RAINBOW 19MM X 20M 10PK	EA	1
T030040OR	CABPRO PVC TAPE 2610 ORANGE 19MM X 20M	PAK	10
T030041YG	CABPRO PVC TAPE 2610 GREEN/YELLOW 19MM X 20M	PAK	10
T030058GY	CABPRO PVC TAPE 2610 GREY 19MM X 20M	PAK	10

### CABAC PVC ELECTRICAL TAPES - GENERAL PURPOSE LOW TEMPERATURE



- Low temperature, general purpose insulating tape rated to 600V, available in a range of colours - resistant to abrasion, acids and alkalis
- Conformable, maintains low temp stick below rated 0 Deg. Celsius
- Listed by UL and CSA as a certified insulating tape



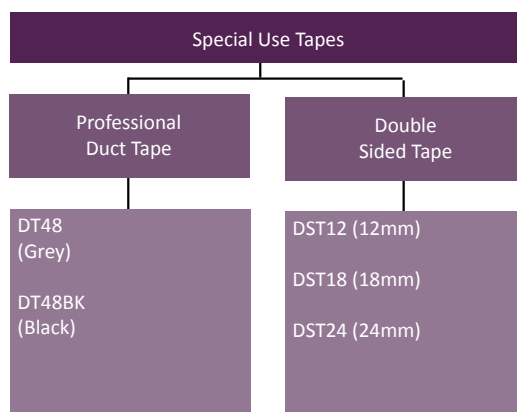
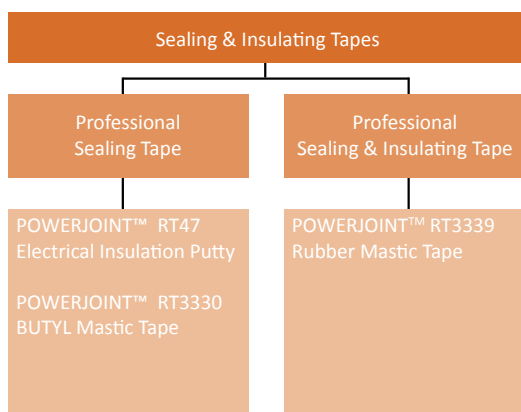
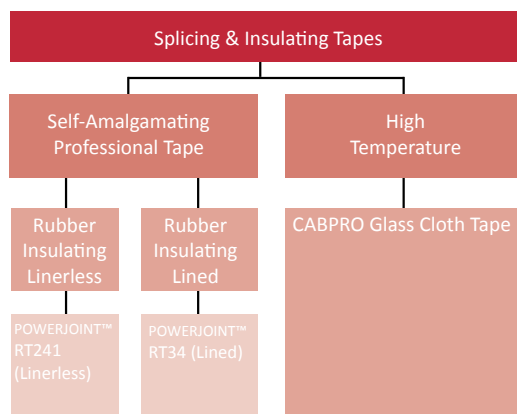
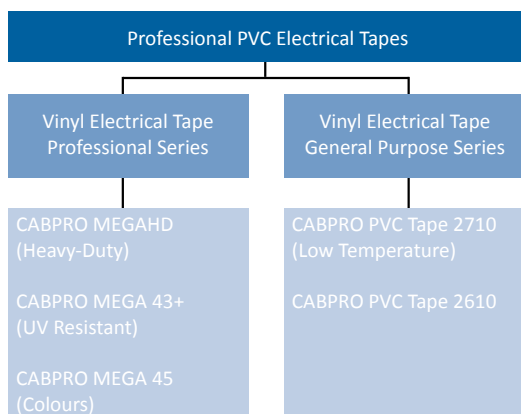
Part No.	Description	Unit	Qty
T030050BK	CABPRO PVC TAPE 2710 BLACK 18MM X 20M	PAK	10
T030051BL	CABPRO PVC TAPE 2710 BLUE 18MM X 20M	PAK	10
T030052G	CABPRO PVC TAPE 2710 GREEN 18MM X 20M	PAK	10
T030053RD	CABPRO PVC TAPE 2710 RED 18MM X 20M	PAK	10
T030054WH	CABPRO PVC TAPE 2710 WHITE 18MM X 20M	PAK	10
T030055YL	CABPRO PVC TAPE 2710 YELLOW 18MM X 20M	PAK	10
T030056RBW	CABPRO PVC TAPE 2710 RAINBOW 18MM X 20M 10PK	EA	1
T030205YG	CABPRO PVC TAPE 2710 GREEN/YELLOW 18MM X 20M	PAK	10



CABPRO 2710 has been tested to -17°C and been found to outperform other brand low temp tapes.

## PVC ELECTRICAL TAPES - GENERAL PURPOSE

3M Part No.	3M Material Description	Old Part No.	CABAC New Part No.	Material Description
AE010586764	PVC TAPE 1610 BLACK 19MM X 20M	T030030	T030030BK	CABPRO PVC TAPE 2610 BLACK 19MM X 20M
AE010586756	PVC TAPE 1610 WHITE 19MM X 20M	T030034	T030034WH	CABPRO PVC TAPE 2610 WHITE 19MM X 20M
AE010586731	PVC TAPE 1610 RED 19MM X 20M	T030033	T030033RD	CABPRO PVC TAPE 2610 RED 19MM X 20M
AE010586749	PVC TAPE 1610 BLUE 19MM X 20M	T030031	T030031BL	CABPRO PVC TAPE 2610 BLUE 19MM X 20M
AE010586723	PVC TAPE 1610 GREEN/YELLOW 19MM X 20M	T030041	T030041YG	CABPRO PVC TAPE 2610 GREEN/YELLOW 19MM X 20M
AE019172468	PVC TAPE 1610 GREY 19MM X 20M	T030058	T030058GY	CABPRO PVC TAPE 2610 GREY 19MM X 20M
AE019172443	PVC TAPE 1610 ORANGE 19MM X 20M	T030040	T030040OR	CABPRO PVC TAPE 2610 ORANGE 19MM X 20M
AE009162835	PVC TAPE 1610 RAINBOW 19MM X 20M 10PK	T030036	T030036RBW	CABPRO PVC TAPE 2610 RAINBOW 19MM X 20M 10PK
XE000724635	PVC TAPE 1710N BLACK 18MM X 20M	T030050	T030050BK	CABPRO PVC TAPE 2710 BLACK 18MM X 20M
XE000724643	PVC TAPE 1710N WHITE 18MM X 20M	T030054	T030054WH	CABPRO PVC TAPE 2710 WHITE 18MM X 20M
XE000724650	PVC TAPE 1710N RED 18MM X 20M	T030053	T030053RD	CABPRO PVC TAPE 2710 RED 18MM X 20M
XE000724668	PVC TAPE 1710N BLUE 18MM X 20M	T030051	T030051BL	CABPRO PVC TAPE 2710 BLUE 18MM X 20M
XE000724676	PVC TAPE 1710N GREEN 18MM X 20M	T030052	T030052G	CABPRO PVC TAPE 2710 GREEN 18MM X 20M
XE000724684	PVC TAPE 1710N YELLOW 18MM X 20M	T030055	T030055YL	CABPRO PVC TAPE 2710 YELLOW 18MM X 20M
XE000724692	PVC TAPE 1710N GREEN/YELLOW 18MM X 20M	T030205	T030205YG	CABPRO PVC TAPE 2710 GREEN/YELLOW 18MM X 20M
XE000724700	PVC TAPE 1710N RAINBOW 18MM X 20M 10PK	T030056	T030056RBW	CABPRO PVC TAPE 2710 RAINBOW 18MM X 20M 10PK



## CABAC VINYL ELECTRICAL TAPES - PROFESSIONAL SERIES



- Premium 0.18mm vinyl tape - flame retardant and sunlight resistant with excellent electrical, conformable and elastic properties
- 600V, with operating temp -18 to 105 Deg. Celsius
- Listed by UL and CSA as a certified insulating tape



Part No.	Description	Unit	Qty
T030021V1920	CABPRO MEGA 43+ VINYL ELEC. TAPE 19MM X 20M	EA	1
T030022V1933	CABPRO MEGA 43+ VINYL ELEC. TAPE 19MM X 33M	EA	1
T030023V2533	CABPRO MEGA 43+ VINYL ELEC. TAPE 25MM X 33M	EA	1

## CABAC VINYL ELECTRICAL TAPES - PROFESSIONAL SERIES



- High quality 0.18mm vinyl tape - flame retardant and sunlight resistant with excellent electrical and conformable properties
- 600V, with operating temp -18 to 105 Deg. Celsius
- Listed by UL and CSA as a certified insulating tape



Part No.	Description	Unit	Qty
T030012BL	CABPRO MEGA 45 VINYL ELEC. TAPE BLUE	EA	1
T030013G	CABPRO MEGA 45 VINYL ELEC. TAPE GREEN	EA	1
T030014RD	CABPRO MEGA 45 VINYL ELEC. TAPE RED	EA	1
T030015WH	CABPRO MEGA 45 VINYL ELEC. TAPE WHITE	EA	1
T030016YL	CABPRO MEGA 45 VINYL ELEC. TAPE YELLOW	EA	1

## VINYL ELECTRICAL TAPES - PROFESSIONAL SERIES

3M Part No.	3M Material Description	Old Part No.	CABAC New Part No.	Material Description
80611207012	SCOTCH® SUPER 33+™ VINYL TAPE 19MM X 20M	T030021	T030021V1920	CABPRO MEGA 43+ VINYL ELECTRICAL TAPE 19MM X 20M
80610138929	SCOTCH® SUPER 33+™ VINYL TAPE 19MM X 33M	T030022	T030022V1933	CABPRO MEGA 43+ VINYL ELECTRICAL TAPE 19MM X 33M
80014001020	SCOTCH® SUPER 33+™ VINYL TAPE 25MM X 33M	T030023	T030023V2533	CABPRO MEGA 43+ VINYL ELECTRICAL TAPE 25MM X 33M
80610833982	SCOTCH® 35 VINYL TAPE WHITE 19MM X 20M	T030015	T030015WH	CABPRO MEGA 45 VINYL ELECTRICAL TAPE WHITE 19MM X 20M
80610833909	SCOTCH® 35 VINYL TAPE RED 19MM X 20M	T030014	T030014RD	CABPRO MEGA 45 VINYL ELECTRICAL TAPE RED 19MM X 20M
80610833925	SCOTCH® 35 VINYL TAPE BLUE 19MM X 20M	T030012	T030012BL	CABPRO MEGA 45 VINYL ELECTRICAL TAPE BLUE 19MM X 20M
80610834048	SCOTCH® 35 VINYL TAPE GREEN 19MM X 20M	T030013	T030013G	CABPRO MEGA 45 VINYL ELECTRICAL TAPE GREEN 19MM X 20M
80610833966	SCOTCH® 35 VINYL TAPE YELLOW 19MM X 20M	T030016	T030016YL	CABPRO MEGA 45 VINYL ELECTRICAL TAPE YELLOW 19MM X 20M

## SPLICING AND INSULATING TAPES

### POWERJOINT SELF-AMALGAMATING RUBBER INSULATING TAPES



- 30 mil (0.76mm) EPR, self-bonding, high voltage tape for insulating and jacketing splices through 69kV - excellent ozone and chemical resistance
- Linerless - quicker application than a tape with liner
- Flame retardant, high thermal conductivity



Part No.	Description	Unit	Qty
T030018RT19	RT241 RUBBER SPLICING LINERLESS 19MM X 9M	EA	1
T030019RT25	RT241 RUBBER SPLICING LINERLESS 25MM X 9M	EA	1
T030020RT38	RT241 RUBBER SPLICING LINERLESS 38MM X 9M	EA	1

### POWERJOINT SELF-AMALGAMATING RUBBER INSULATING TAPES



- 30 mil (0.76mm) EPR, lined self-amalgamating, high voltage tape for insulating and jacketing splices through 69kV
- Ideal for Bus Bar insulation, jacketing indoor terminations
- Ideal for water proofing - resistant to corrosion and UV light



Part No.	Description	Unit	Qty
T030005RTL19	RT34 RUBBER SPLICE LINED 19MM X 9M	EA	1
T030006RTL25	RT34 RUBBER SPLICE LINED 25MM X 9M	EA	1
T030007RTL38	RT34 RUBBER SPLICE LINED 38MM X 9M	EA	1

### CABAC SELF-AMALGAMATING RUBBER INSULATING TAPES

#### SELF-AMALGAMATING TAPE RED 15M



Part No. SAT1-RD

Unit: ROL Qty: 1



- Highly adhesive synthetic rubber and resin based tape that cures to a single mass once it is taped - RED
- Offers superior heat and weather resistance
- Ideal for sealing, waterproofing and insulating

#### SELF-AMALGAMATING TAPE 10M



Part No. SAT2

Unit: ROL Qty: 1



- Highly adhesive synthetic rubber and resin based tape with a polythene separator that forms part of the joint - for high mechanical strength
- Ideal for rugged environments
- Excellent electrical and ageing properties



## CABAC SELF-AMALGAMATING RUBBER INSULATING TAPES



- Highly adhesive synthetic rubber and resin based tape that cures to a single mass once it is taped - BLACK
- Highly resistant to hostile environments
- Ideal for sealing, waterproofing and insulating



Part No.	Description	Unit	Qty
SAT1	H/S SELF-AMALGAMATING TAPE BLACK 20MM X 5M	ROL	1
SAT1/40MM	H/S SELF-AMALGAMATING TAPE BLACK 40MM X 5M	ROL	1

## CABAC HIGH TEMPERATURE TAPES



- 7 mil (0.18mm) woven glass fabric tape with a thermosetting rubber-based, pressure sensitive adhesive - high tensile strength
- Insulates and protects high temp (130 Deg. Celsius) connections
- Provides excellent tear and abrasion resistance



Part No.	Description	Unit	Qty
T030009GT13	CABPRO GLASS CLOTH TAPE 13MM X 20M	EA	1
T030010GT19	CABPRO GLASS CLOTH TAPE 19MM X 20M	EA	1

## SPLICING AND INSULATING TAPES - RUBBER INSULATING AND SELF-AMALGAMATING

3M Part No.	3M Material Description	Old Part No.	POWERJOINT™ New Part No.	Material Description
80610833404	SCOTCH® RUBBER SPLICING TAPE 19MM X 9M	T030018	T030018RT19	POWERJOINT™ RT241 SELF-AMALG. LINERLESS RUBBER SPLICING TAPE 19MM X 9M
80610833750	SCOTCH® RUBBER SPLICING TAPE 25MM X 9M	T030019	T030019RT25	POWERJOINT™ RT241 SELF-AMALG. LINERLESS RUBBER SPLICING TAPE 25MM X 9M
80610833412	SCOTCH® RUBBER SPLICING TAPE 38MM X 9M	T030020	T030020RT38	POWERJOINT™ RT241 SELF-AMALG. LINERLESS RUBBER SPLICING TAPE 38MM X 9M
HT002001309	SCOTCH® 23 SELF-AMALGAMATING TAPE 19MM X 9.1M	T030005	T030005RTL19	POWERJOINT™ RT34 SELF-AMALG. LINED RUBBER SPLICING TAPE 19MM X 9M
HT002001283	SCOTCH® 23 SELF-AMALGAMATING TAPE 25MM X 9.1M	T030006	T030006RTL25	POWERJOINT™ RT34 SELF-AMALG. LINED RUBBER SPLICING TAPE 25MM X 9.1M
HT002001275	SCOTCH® 23 SELF-AMALGAMATING TAPE 38MM X 9.1M	T030007	T030007RTL38	POWERJOINT™ RT34 SELF-AMALG. LINED RUBBER SPLICING TAPE 38MM X 9.1M

## SPLICING AND INSULATING TAPES - HIGH TEMPERATURE

3M Part No.	3M Material Description	Old Part No.	CABAC New Part No.	Material Description
80012020352	SCOTCH® GLASS CLOTH ELECTRICAL TAPE 13MM X 20M	T030009	T030009GT13	CABPRO GLASS CLOTH TAPE 13MM X 20M
80012020360	SCOTCH® GLASS CLOTH ELECTRICAL TAPE 19MM X 20M	T030010	T030010GT19	CABPRO GLASS CLOTH TAPE 19MM X 20M

## SEALING, INSULATING AND MASTIC TAPES

### POWERJOINT INSULATION PUTTY TAPES

#### RT47 ELECTRICAL INSULATION PUTTY 38MM X 1.5M

Part No. T030029IP38

Unit: EA Qty: 1



- Conformable to irregular shapes and can be used as primary insulation up to 5kV in conjunction with CABPRO insulating tapes
- 125 mil (3.2mm) self-amalgamating, LV rubber insulating tape
- Provides an excellent moisture seal

### POWERJOINT MASTIC TAPES

#### RT3330 BUTYL MASTIC TAPE 25MM X 3M

Part No. T030207BM25

Unit: EA Qty: 1



- Conformable durable tacky mastic for application over irregular surfaces. Excellent adhesion to metal, cable insulation and jackets
- ROHS Compliant, dielectric power cable up to 1kV
- Use in conjunction with premium vinyl tape as an outer wrap

### POWERJOINT MASTIC TAPES



- A self-bonding mastic tape consisting of an Ethylene Propylene Rubber (EPR) backing, bonded to a tacky, temp stable, electrical grade mastic
- Provides excellent electrical properties and superior adhesion
- For primary insulation up to 2kV



Part No.	Description	Unit	Qty
T030206RM38	RT3339 RUBBER MASTIC 38MM X 3M	EA	1
T030027RM51	RT3339 RUBBER MASTIC 50MM X 3M	EA	1

## SEALING, INSULATING AND MASTIC TAPES

3M Part No.	3M Material Description	Old Part No.	POWERJOINT™ New Part No.	Material Description
80610833727	SCOTCHFIL™ ELECTRICAL INSULATION PUTTY 38MM X 1.5M	T030029	T030029IP38	POWERJOINT™ ELECTRICAL INSULATION PUTTY RT47 38MM X 1.5M
80610732911	SCOTCH-SEAL™ 2229 MASTIC TAPE 25MM X 3M	T030207	T030207BM25	POWERJOINT™ BUTYL MASTIC TAPE RT3330 25MM X 3M
80610322945	SCOTCH® 2228 RUBBER MASTIC TAPE 50MM X 3M	T030027	T030027RM51	POWERJOINT™ RUBBER MASTIC TAPE RT3339 50MM X 3M
80610737662	SCOTCH® 2228 RUBBER MASTIC TAPE 25MM X 3M	T030206	T030206RM38	POWERJOINT™ RUBBER MASTIC TAPE RT3339 38MM X 3M

## INDUSTRIAL TAPES

### CABAC DUCT TAPES



- A handy tape with high adhesive strength
- Used for air conditioning ducts joining and sealing
- Heavy-duty packing



Part No.	Description	Unit	Qty
DT48	DUCT TAPE GREY 48MM X 30M	EA	1
DT48BK	DUCT TAPE BLACK 48MM X 30M	EA	1
DT75	DUCT TAPE GREY 75MM X 30M	EA	1

### CABAC DOUBLE SIDED TAPES



- High adhesive strength especially designed for holding, joining or bonding on a wide variety of surfaces
- Lower installation costs - an alternative to fasteners
- Made from Ethylene-Vinyl Acetate



Part No.	Description	Unit	Qty
DST12	DOUBLE SIDED TAPE 12MM X 10M	EA	1
DST18	DOUBLE SIDED TAPE 18MM X 10M	EA	1
DST24	DOUBLE SIDED TAPE 24MM X 10M	EA	1

## WARNING MARKER TAPES

### CABAC WARNING MARKER TAPES

#### CONSTRUCTION WARNING TAPE



Part No. CCW38

Unit: ROL Qty: 1

- Used to tape off and warn against hazardous or dangerous construction work zones
- Durable and lightweight
- Adhesive backed



### CABAC WARNING MARKER TAPES



- Electric orange colour marked every metre with the words 'Danger - Buried Electric Cable Below'
- Environmentally friendly - made from recyclable material
- Accepted by many Australian Electricity Authorities




Part No.	Description	Unit	Qty
WMT150	ELECTRICAL UG MARKING TAPE ND 150MM X 50M	ROL	1
WMT150-150	ELECTRICAL UG MARKING TAPE ND 150MM X 150M	ROL	1
WMT150/500	ELECTRICAL UG MARKING TAPE ND 150MM X 500M	ROL	1

# INTRODUCING CABAC CERTIFIED COMMUNICATION CONNECTORS AND TOOLS

CABAC Telecom Splice Connectors are specifically designed to quickly connect two or three telecom conductors. Simply insert the un-stripped wires, and crimp the cap of the connector using a CABAC TELSP2 tool, and the wires are connected forever.

- CABAC Telecom Splice Connectors are certified to AS S008:2010
- CABAC Telecom Splice Connectors comply with ACMA requirements for use in Telecommunications applications as Supplier E1508
- Contact pins are tin plated brass
- Connectors are filled with dimethyl silicone fluid insulation
- Bodies are made from polycarbonate plastic that resists splitting, rough handling and solvents

The connection method is Insulation Displacement Connection (IDC), which is proven to be the most stable in the long term. Two IDC elements are used in each connection for greater joint integrity. Ensure any crimp tool used has a parallel action, like the CABAC TELSP2 tool which is recommended for this application.



3M Material Description	CABAC Part No.	Material Description
3M Scotchlok™ UY2	374CUY2-C	TELECOM SPLICE CONNECTORS YL 2W 100PK
3M Scotchlok™ UR2	374CUR2-C	TELECOM SPLICE CONNECTORS RED 3W 100PK



**Certificate Number:** CLC-CAB1084-V1

**Test Standard:** AS/CA S008:2010 Requirements for customer cabling products

**Part Number:** 374CUY2-C

**Test Report:** CLR-CAB1084-V1

**TEST CERTIFICATE**

**Test Completed Date:** 13 July 2015

**Subject:** S-net product compliance test according to S008

**Specification:**  
AS/CA S008:2010 Requirements for customer cabling products

**Conclusion:**  
**PASS**  
374CUY2-C Complies with AS/CA S008:2010.

Reported By:  
Seenivasan KR  
Test Engineer

*[Signature]*

Approved By:  
John Murtagh  
National QA Manager

*[Signature]*

Date: 13 July 2015





## SPLICES, COMMUNICATIONS CONNECTORS AND CRIMPERS

### CABAC SPLICES

#### TELECOM SPLICE CONNECTORS RED 3W 100PK

Part No. 374CUR2-C

Unit: EA Qty: 1



- Internal contact pins are tin plated brass and bodies are Polycarbonate - supplied in pack of 100
- Certified to AS S008:2010
- Filled with dimethyl silicone fluid insulation

#### TELECOM SPLICE CONNECTORS YELLOW 2W 100PK

Part No. 374CUI2-C

Unit: EA Qty: 1



- Internal contact pins are tin plated brass and bodies are Polycarbonate - supplied in pack of 100
- Certified to AS S008:2010
- Filled with dimethyl silicone fluid insulation

### CABAC SPLICE CRIMPERS

#### TELECOMMUNICATIONS SPLICE CRIMPER

Part No. TELSP2

Unit: EA Qty: 1



- Designed to crimp telecommunications approved, moisture resistant connectors
- Crimps grease filled UR, UY and UG connectors
- Use parallel crimp action to ensure correct splicing

# INTRODUCING CABAC CAST RESIN JOINTS

The CABAC range of Cast Resin Straight Through and Branch Cable Joints are ideal for power, signal or multiple core, telephone signal or power cables with up to 3.3kV rating.

The joints can be used where cables are:

- Buried directly in the ground or trenched with aggregate
- Buried in wet/muddy ground or under water
- On rail installations
- On structured cable support systems such as CABTRAY
- Being repaired

The Cast Resin is a special unfilled polyurethane which has very good adhesive strength to all cable materials. Soft elastic properties ensure equalisation of mechanical stresses caused by different thermal expansion rates of cable components. The cast resin has definite advantages over rigid epoxy resin which makes a CABAC cast resin joint less liable to stress cracking.

CABAC Cast Resin Features:

- Easy visual check before and during pouring of cast resin
- Pouring spouts to ensure void-free resin fill
- Snap lock and pre-shaped cut-offs to allow quick sealing of mould around cable
- Cable joints that comply with VDE standards
- All accessories including gloves and armouring

## FIELD TIPS

### CAST RESIN JOINT FAILURE - HEATSHRINK AND RESIN

The most common causes of failure of resin joints is inadequate mixing or contamination e.g. water. Ensure that the two part packs are thoroughly mixed before pouring. The resin is sensitive to changes in temperature with setting taking longer if it is cold. Once set the resin is waterproof.

When pouring make sure there is no moisture, water, mud or other contaminant present in the housing on the cable. Sealing the housing ends with the sealing tape will prevent the resin leaking and running out of the housing. The housing should be completely filled with resin before and when it is set.

Check that the resin kit has not expired past its use by date.

Store correctly within the recommended temperature parameters.



## MOISTURE

The resin does not set properly if moisture is present. You must ensure that all mixing equipment and moulds are moisture free. If not, the resins can foam, particularly if water is mixed into the resin. Foaming can cause bubbling or porosity within the cured resin which can often lead to failure.

## MIXING

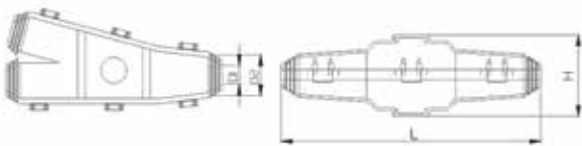
Resins need to be properly mixed. Do not combine the ingredients and give them a quick swirl, they must be thoroughly mixed.

## LOW VOLTAGE BRANCH KITS FOR SINGLE TO MULTIPLE CORE CABLES

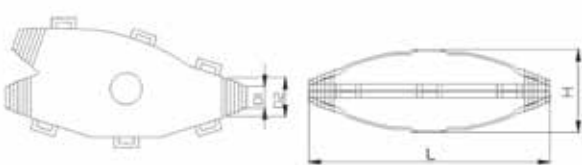
The kit is supplied with a split shell, instruction, tape, gloves, sand paper, cleaning satchel and a two part mixing bag. Ensure resin is thoroughly mixed before application.



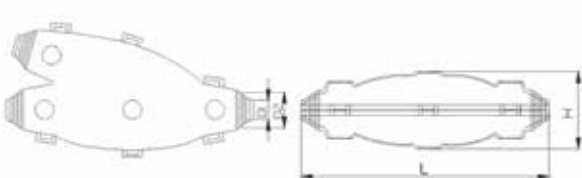
GTB1



GTB2



GTB3



Part No.	Description	Max. Dia. Through Cable (mm)	Branch Cable (mm)
GTB1	BRANCH JOINT 4X 1.5MM <sup>2</sup> OR 1X 16MM <sup>2</sup>	15 - 10	13 - 10
GTB2	BRANCH JOINT 4X 6MM <sup>2</sup> OR 1X 70MM <sup>2</sup>	20 - 6	17 - 5.8
GTB3	BRANCH JOINT 4X 16MM <sup>2</sup> OR 1X 95MM <sup>2</sup>	24 - 8.7	17 - 5.8



Certification and Test Reports are available on request.

#### TECHNICAL NOTE - COLD TEMPERATURES

Resins do not cure rapidly in temperatures below 20°C. Either raise the ambient temperature or warm the joint, cable and connectors, or use the following procedure:

1. Thermally insulate the joint shell using cloth or newspaper and warm if possible. Warming the cable is the easiest.
2. Mix the resin rapidly, and wait a short while until you feel the heat being generated by the resin hardening process, generally a few minutes max.
3. Rapidly pour the resin mixture into the joint. The largest cause of joint failure is badly mixed resin or decomposition or frothing caused by moisture.

Note: Moisture can originate from a gas flame.

## JOINTING RESIN – LOW VOLTAGE (TO 1,000 VOLTS)

### RESIN PACK

Comprised of two part packs of resin for smaller joints. This is the same compound as used in the GT series of in-line joints. To mix the resin simply remove the divider and mix the resin in the bag.

To pour, simply cut off a corner of the bag and pour.

Part No.	Resin Pack Volume (ml)	Weight (g)
GAM80	80	120
GAM170	143	212
GAM250	286	420
GAM370	370	547
GAM470	464	685
GAM800	730	1076
GAM1200	1200	1766
GAM1800	1500	2208

### BULK RESIN

CABAC Jointing Resin is a two component system comprising low viscosity polyurethane resin and hardener. The resin cures after mixing to a tough flexible electrically inert mass.

The resins are supplied with gloves, stirrer and instructions, either as a simple resin hardener combination, or as a filled resin.

The product is supplied in tins, and the resin and hardener should be mixed at room temperature for at least two minutes using a wide stirrer to avoid air entrapment. The resin has a pot life of approximately 15 minutes to allow the joint to be filled, and gels in approximately 1 hour and is fully cured after 24 hours.

In ambient temperatures below 20°C follow recommendations in Technical Note below.

### TWO PART RESIN

Part No.	Resin Volume (l)	Kit Volume (l)	Weight (kg)
PR2L	2	2	2.2
PR3L	3	3	4.06

### TECHNICAL DATA

Material:	Resin: Polyol blend
Hardener:	Polymeric Aromatic Diisocyanate
Mixing and Curing Times:	Mix time: 2 minutes Pot life at 20°C: 15 minutes Gel time: 1 hour Cure time at 20°C: 24 hours
Mix Ratio:	Resin to hardener: 100:36 by weight
Specific Gravity:	1.08
Shore Hardness:	24
Dielectric Strength:	11kV/mm

# RESIN JOINT KITS - LV STRAIGHT THROUGH ARMOURED AND UNARMOURED

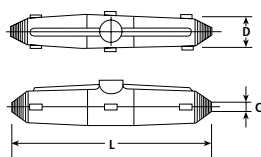
3M Part No.	3M Material Description	CABAC Part No.	Material Description
SCO92-NBA0	SCOTCHCAST™ 92-NBA0 8-16MM	GTA0	CABAC RESIN JOINT 6-18MM OD
SCO92-NBA1	SCOTCHCAST™ 92-NBA1 10-22MM	GTA1	CABAC RESIN JOINT 8-21MM OD
SCO92-NBA2	SCOTCHCAST™ 92-NBA2 12-25MM	GTA3	CABAC RESIN JOINT 16-31MM OD
SCO92-NBA3	SCOTCHCAST™ 92-NBA3 13-32MM	GTA3	CABAC RESIN JOINT 16-31MM OD
SCO92-NBA4	SCOTCHCAST™ 92-NBA4 18-36MM	GTA4	CABAC RESIN JOINT 21-36MM OD
SCO92-NBA5	SCOTCHCAST™ 92-NBA5 19-45MM	GTA5	CABAC RESIN JOINT 26-39MM OD
SCO92-NBA6	SCOTCHCAST™ 92-NBA6 27-54M	GTA6	CABAC RESIN JOINT 35-53MM OD
SCO92-NBA7	SCOTCHCAST™ 92-NBA7 29-64MM	GTA7	CABAC RESIN JOINT 35-53MM OD

## RESIN CABLE JOINT KITS

### CABAC CAST RESIN JOINT KITS



- Range is ideal for single, multi-core telephone, signal and low voltage power cables to 1kV
- Compliance with VDE Standards
- Kit includes items for armoured cable application



Part No.	(C) OD (mm)	D (mm)	L (mm)	Unit	Qty
GTA0	6.0-18	18	190	KIT	1
GTA1	8.0-21	40	202	KIT	1
GTA3	16-31	60	260	KIT	1
GTA4	21-36	70	360	KIT	1
GTA5	26-39	75	400	KIT	1
GTA6	35-53	100	530	KIT	1

### CABAC RESIN BRANCH JOINT KITS



- Supplied with a split shell, instruction, tape, gloves, sand paper, cleaning satchel and a two part mixing bag
- Several kit sizes available
- Ensure resin is thoroughly mixed before application



Part No.	Description	Unit	Qty
GTB1	BRANCH JOINT 4X 1.5MM <sup>2</sup> OR 1X 16MM <sup>2</sup>	KIT	1
GTB2	BRANCH JOINT 4X 6MM <sup>2</sup> OR 1X 70MM <sup>2</sup>	KIT	1
GTB3	BRANCH JOINT 4X 16MM <sup>2</sup> OR 1X 95MM <sup>2</sup>	KIT	1



## JOINTING RESINS

### CABAC CAST EG TYPE RESIN



- Two part resin packs for smaller joints
- Remove bag divider to mix resin
- Snip the corner of the bag and pour



Part No.	Description	Unit	Qty
GAM80	CAST RESIN EG TYPE 80ML	EA	1
GAM170	CAST RESIN EG TYPE 143ML	EA	1
GAM250	CAST RESIN EG TYPE 286ML	EA	1
GAM370	CAST RESIN EG TYPE 370ML	EA	1
GAM470	CAST RESIN EG TYPE 464ML	EA	1
GAM800	CAST RESIN EG TYPE 730ML	EA	1
GAM1200	CAST RESIN EG TYPE 1200ML	EA	1
GAM1800	CAST RESIN EG TYPE 1500ML	EA	1

### CABAC LV JOINTS UNFILLED



- A two component system which cures after mixing to a tough flexible electrically inert mass
- Supplied with gloves, stirrer and instructions
- Available in a 2 litre or a 3 litre tin



Part No.	Description	Unit	Qty
PR2L	LV RESIN JOINT UNFILLED 2L	EA	1
PR3L	LV RESIN JOINT UNFILLED 3L	EA	1

## RESIN PACKS LV

3M Part No.	3M Material Description	CABAC Part No.	Material Description
SCO40-A	SCOTCHCAST™ EPOXY RESIN SIZE A 90ML 100G	GAM80	CABAC RESIN EG TYPE 80ML
SCO40-B	SCOTCHCAST™ EPOXY RESIN 40 SIZE B 200ML	GAM170	CABAC RESIN EG TYPE 143ML
SCO40-C	SCOTCHCAST™ EPOXY RESIN 40 SIZE C 370ML	GAM370	CABAC RESIN EG TYPE 370ML

## RESIN JOINT KITS LV

3M Part No.	3M Material Description	CABAC Part No.	Material Description
92-NBB0	SCOTCHCAST™ 92-NBB0 Y BRANCH KIT 40 RESIN	GTB1	CABAC BRANCH JOINT 4X 1.5MM <sup>2</sup> OR 1X 16MM <sup>2</sup>
92-NBB1	SCOTCHCAST™ 92-NBB1 Y BRANCH KIT 40 RESIN	GTB2	CABAC BRANCH JOINT 4X 6MM <sup>2</sup> OR 1X 70MM <sup>2</sup>
92-NBB2	SCOTCHCAST™ 92-NBB2 Y BRANCH KIT 40 RESIN	GTB3	CABAC BRANCH JOINT 4X 16MM <sup>2</sup> OR 1X 95MM <sup>2</sup>
LVBT-2-1	SCOTCHCAST™ LVBT-2/1 BRANCH JOINT (90 B1)	GTB1	CABAC BRANCH JOINT 4X 1.5MM <sup>2</sup> OR 1X 16MM <sup>2</sup>

## TECHNICAL DATA

Compliant Standards:	UL224VW1 File No, E366157
Operating Temp:	-55 to 135°C
Minimum Shrinkage Temp:	70°C
Longitudinal Shrinkage:	<5%
Tensile Strength:	14MPa
Dielectric Strength:	>20kV/mm
Volume Resistance:	>10 <sup>14</sup> Ω.cm
Ultimate Elongation:	600%
Flammability:	Passes VW-1
Shrink Ratio:	2:1

CABAC XLP Heatshrink is UL certified

## CABAC HEATSHRINK THIN WALL XLP

Our extensive range of CABAC thin wall Cross Linked Polymer (XLP) heatshrink tubes and kits deliver an effective means of providing tight fitting electrical and environmental insulation across a wide range of electrical, electronic and mechanical applications.

CABAC Heatshrink is cross linked using high energy E-Beam technology providing the most consistent and reliable cross linking available today.

CABAC Heatshrink tubing is manufactured from FLAME RETARDANT and UV STABILISED Polymer. Please note that non black colour variants will fade slightly over time dependent upon the strength of the UV radiation without impacting the materials functional characteristics.

We recommend the use of CABAC heatguns when working with CABAC XLP heatshrink (Part No's HG2232 or HG2233)



# CABAC XLP THIN WALL



- Made from Electron Beam Cross Linked Polyolefin, flame retardant tubing
- UV resistant operating temp. -55 to +135 Deg. Celsius
- Resistant to common fluids, solvents and abrasion
- Clear variant is not UL listed



Blue	Black	Clear	Green	Red	White	Yellow	Yellow/Green	Pre-Shrink Dia. (mm)	After-Shrink Dia. (mm)	Recovered Wall Thick (mm)	Unit of Measure	Length
XLP1.5BL	XLP1.5BK	XLP1.5CL	XLP1.5G	XLP1.5RD	XLP1.5WH	XLP1.5Y		1.6	0.8	0.4	M	200
XLP1.5BL-10M	XLP1.5BK-10M	XLP1.5CL-10M		XLP1.5RD-10M	XLP1.5WH-10M			1.6	0.8	0.4	M	10
XLP1.5BL/4FT	XLP1.5BK/4FT	XLP1.5CL/4FT	XLP1.5G/4FT	XLP1.5RD/4FT		XLP1.5Y/4FT		1.6	0.8	0.4	FT	4
XLP2.5BL	XLP2.5BK	XLP2.5CL	XLP2.5G	XLP2.5RD	XLP2.5WH	XLP2.5Y		2.4	1.2	0.48	M	200
XLP2.5BL-10M	XLP2.5BK-10M	XLP2.5CL-10M		XLP2.5RD-10M	XLP2.5WH-10M			2.4	1.2	0.48	M	10
XLP2.5BL/4FT	XLP2.5BK/4FT	XLP2.5CL/4FT	XLP2.5G/4FT	XLP2.5RD/4FT	XLP2.5WH/4FT	XLP2.5Y/4FT		2.4	1.2	0.48	FT	4
XLP3BL	XLP3BK	XLP3CL	XLP3G	XLP3RD	XLP3WH	XLP3Y		3.2	1.6	0.48	M	200
XLP3BL-10M	XLP3BK-10M	XLP3CL-10M		XLP3RD-10M	XLP3WH-10M			3.2	1.6	0.48	M	10
XLP3BL/4FT	XLP3BK/4FT	XLP3CL/4FT	XLP3G/4FT	XLP3RD/4FT	XLP3WH/4FT	XLP3Y/4FT		3.2	1.6	0.48	FT	4
XLP5BL	XLP5BK	XLP5CL	XLP5G	XLP5RD	XLP5WH	XLP5Y		4.8	2.4	0.48	M	100
XLP5BL-10M	XLP5BK-10M	XLP5CL-10M		XLP5RD-10M	XLP5WH-10M			4.8	2.4	0.48	M	10
XLP5BL/4FT	XLP5BK/4FT	XLP5CL/4FT	XLP5G/4FT	XLP5RD/4FT	XLP5WH/4FT	XLP5Y/4FT		4.8	2.4	0.48	FT	4
XLP7BL	XLP7BK	XLP7CL	XLP7G	XLP7RD	XLP7WH	XLP7Y		6.4	3.2	0.56	M	50
XLP7BL-5M	XLP7BK-5M	XLP7CL-5M		XLP7RD-5M	XLP7WH-5M			6.4	3.2	0.56	M	5
				XLP7RD-10M				6.4	3.2	0.56	M	10
XLP7BL/4FT	XLP7BK/4FT	XLP7CL/4FT	XLP7G/4FT	XLP7RD/4FT	XLP7WH/4FT	XLP7Y/4FT		9.5	4.8	0.56	FT	4
XLP10BL	XLP10BK	XLP10CL	XLP10G	XLP10RD	XLP10WH	XLP10Y		9.5	4.8	0.62	M	50
XLP10BL-5M	XLP10BK-5M	XLP10CL-5M		XLP10RD-5M	XLP10WH-5M			9.5	4.8	0.62	M	5
				XLP10RD-10M				9.5	4.8	0.62	M	10
XLP10BL/4FT	XLP10BK/4FT	XLP10CL/4FT	XLP10G/4FT	XLP10RD/4FT	XLP10WH/4FT	XLP10Y/4FT		9.5	4.8	0.62	FT	4
XLP13BL	XLP13BK	XLP13CL	XLP13G	XLP13RD	XLP13WH	XLP13Y		12.7	6.4	0.62	M	50
XLP13BL-5M	XLP13BK-5M	XLP13CL-5M		XLP13RD-5M	XLP13WH-5M			12.7	6.4	0.62	M	5
				XLP13RD-10M				12.7	6.4	0.62	M	10
XLP13BL/4FT	XLP13BK/4FT	XLP13CL/4FT	XLP13G/4FT	XLP13RD/4FT	XLP13WH/4FT	XLP13Y/4FT		12.7	6.4	0.62	FT	4
XLP20BL	XLP20BK	XLP20CL	XLP20G	XLP20RD	XLP20WH	XLP20Y		19.1	9.5	0.68	M	50
XLP20BL-5M	XLP20BK-5M	XLP20CL-5M		XLP20RD-5M	XLP20WH-5M			19.1	9.5	0.68	M	5
				XLP20RD-10M				19.1	9.5	0.68	M	10
XLP20BL/4FT	XLP20BK/4FT	XLP20CL/4FT	XLP20G/4FT	XLP20RD/4FT	XLP20WH/4FT	XLP20Y/4FT		19.1	9.5	0.68	FT	4
XLP25BL	XLP25BK	XLP25CL	XLP25G	XLP25RD	XLP25WH	XLP25Y		25.4	12.7	0.87	M	50
XLP25BL-5M	XLP25BK-5M	XLP25CL-5M		XLP25RD-5M	XLP25WH-5M			25.4	12.7	0.87	M	5
				XLP25RD-10M				25.4	12.7	0.87	M	10
XLP25BL/4FT	XLP25BK/4FT	XLP25CL/4FT	XLP25G/4FT	XLP25RD/4FT	XLP25WH/4FT	XLP25Y/4FT		25.4	12.7	0.87	FT	4
XLP38BL	XLP38BK	XLP38CL	XLP38G	XLP38RD	XLP38WH	XLP38Y		38.1	19.1	1	M	25
XLP38BL/4FT	XLP38BK/4FT	XLP38CL/4FT	XLP38G/4FT	XLP38RD/4FT	XLP38WH/4FT	XLP38Y/4FT		38.1	19.1	1	FT	4
XLP51BL	XLP51BK	XLP51CL	XLP51G	XLP51RD	XLP51WH	XLP51Y		50.8	25.4	1.1	M	25
XLP51BL/4FT	XLP51BK/4FT	XLP51CL/4FT	XLP51G/4FT	XLP51RD/4FT	XLP51WH/4FT	XLP51Y/4FT		50.8	25.4	1.1	FT	4
XLP76BL	XLP76BK	XLP76CL	XLP76G	XLP76RD	XLP76WH	XLP76Y		76.2	38.1	1.2	M	25
XLP76BL/4FT	XLP76BK/4FT	XLP76CL	XLP76G/4FT	XLP76RD/4FT	XLP76WH/4FT	XLP76Y/4FT		76.2	38.1	1.2	FT	4
XLP102BL	XLP102BK		XLP102G	XLP102RD	XLP102WH	XLP102Y		102	50.8	1.35	M	1
	XLP125BK							125	63.5	1.4	M	1

## HEATSHRINK XDW THIN WALL

### CABAC XDW THIN WALL GLUE LINED



- Made from a single extrusion of polyolefin, the thin-walled heatshrink tube with glue lined inner surface is commonly referred to as dual walled
- Very flexible, high shrink ratio 3:1
- Flame retardant good mechanical adhesion



Part No.	Pre-Shrink Dia. (mm)	After-Shrink Dia. (mm)	Recovered Wall Thick (mm)	Unit of Measure	Length
XDW3BK	3	1	1	M	1.2
XDW5BK	4.8	1.5	1	M	1.2
XDW7BK	6	2	1	M	1.2
XDW10BK	9	3	1.4	M	1.2
XDW13BK	12	4	1.6	M	1.2
XDW20BK	19.1	6	2.15	M	1.2
XDW25BK	24	8	2.4	M	1.2
XDW38BK	40	13	2.4	M	1.2
XDW51BK	50	19	2.4	M	1.2

## HEATSHRINK SMDW MEDIUM WALL

### CABAC SMDW MEDIUM WALL



- Cross-linked Polyolefin heatshrink tube used primarily for waterproof jointing and sealing cable terminations
- UV resistant operating temp. -55 to +135 Deg. Celsius
- Resistant to common fluids, solvents and abrasion



Part No.	Pre-Shrink Dia. (mm)	After-Shrink Dia. (mm)	Recovered Wall Thick (mm)	Unit of Measure	Length
SMDW22/6U	22	6	2.2	M	1.2
SMDW34/9U	33	8	2.5	M	1.2
SMDW40/12U	40	12	2.5	M	1.2
SMDW56/17U	55	16	2.7	M	1.2
SMDW92/26U	95	25	3	M	1.2
SMDW120/35U	115	34	3.3	M	1.2

### CABAC SMDW MEDIUM WALL GLUE LINED



- Cross-linked Polyolefin glue lined heatshrink tube used primarily for waterproof jointing and sealing cable terminations
- UV resistant operating temp. -55 to +135 Deg. Celsius
- Resistant to common fluids, solvents and abrasion



Part No.	Pre-Shrink Dia. (mm)	After-Shrink Dia. (mm)	Recovered Wall Thick (mm)	Unit of Measure	Length
SMDW12/3TK	12	3	1.8	M	1.2
SMDW34/9TK	33	8	2.5	M	1.2
SMDW40/12TK	40	12	2.5	M	1.2
SMDW56/17TK	55	16	2.7	M	1.2
SMDW92/26TK	95	25	3	M	1.2
SMDW120/35TK	115	34	3.3	M	1.2
SMDW140/42TK	140	42	3.5	M	1.2



## HEATSHRINK STDW THICK WALL

### CABAC STDW THICK WALL GLUE LINED



- Cross-linked Polyolefin heatshrink tube used primarily for waterproof jointing and sealing cable terminations
- UV resistant operating temp. -55 to +135 Deg. Celsius
- Resistant to common fluids, solvents and abrasion



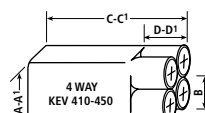
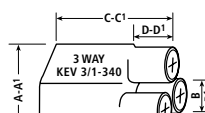
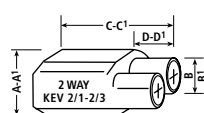
Part No.	Pre-Shrink Dia. (mm)	After-Shrink Dia. (mm)	Recovered Wall Thick (mm)	Unit of Measure	Length
STDW17/3PA	15	4	2.4	M	1.2
STDW27/6PA	22	6	2.7	M	1.2
STDW43/10PA	45	12	4.1	M	1.2
STDW54/14PA	55	16	4.1	M	1.2
STDW72/22PA	75	22	4.1	M	1.2
STDW95-29PA	95	30	4.3	M	1.2
STDW130-36PA	130	36	4.3	M	1.2

## HEATSHRINK GLOVES, END CAPS AND ZIPPER TUBES

### CABAC GLOVES



- Quick and simple installation of waterproof termination - sealing the conductor insulation to the cable jacket
- High tearing resistance and tensile strength
- Resistant to decay, chemicals and corrosion

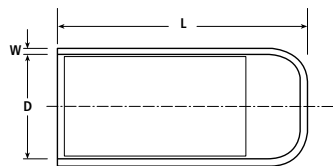


Part No.	Fingers (mm)	Pre-Shrink Dimensions (mm)				After-Shrink Dimensions (mm)				Pre-Shrink Wall Thickness Dia. (mm)	Unit	Qty
		A (mm)	B (mm)	C (mm)	D (mm)	A1 (mm)	B1 (mm)	C1 (mm)	D1 (mm)			
KEV2/1	2	30	14	70	15	12	4.5	93	23	2.2	EA	1
KEV2/3	2	60	25	-	34	23	7.5	118	29	3.2	EA	1
KEV320	3	38	14	75	15	16	4.5	110	35	2.2	EA	1
KEV330	3	60	25	160	53	25	8	165	50	3.7	EA	1
KEV335	3	80	35	180	60	38	11	185	55	4.3	EA	1
KEV340	3	110	46	205	70	50	17.5	250	65	3.8	EA	1
KEV410	4	28	9	-	17	9	1.8	78	-	2	EA	1
KEV420	4	40	14	84	15	15	3.5	105	26	2.4	EA	1
KEV430	4	55	20	140	32	21	5	150	40	3.5	EA	1
KEV440	4	75	28	158	34	26	7	175	45	3.7	EA	1
KEV445	4	82	30	190	36	37	9	190	60	3	EA	1
KEV450	4	90	32	175	38	37	9	190	60	3.7	EA	1
KEV455	4	102	38	190	40	47	12	198	58	3	EA	1
KEV460	4	130	52	175	40	52	15	240	75	3.7	EA	1

## CABAC END CAPS - GLUE LINED



- Seals cable ends during installation or storage. Made from cross-linked Polyolefin with hot melt glue liner which bonds cap to the cable jacket
- Resistant to UV rays, aggressive soils, chemicals and corrosion
- Quick reliable seal



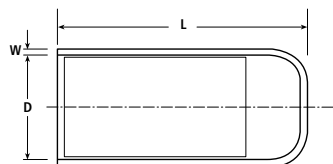
UV  
RESISTANCE

Part No.	Pre-Shrink Dia. (mm)	After-Shrink Dia. (mm)	OD Cable Range (mm)	(W) Recovered Wall (mm)	(L) Length (mm)	Unit	Qty
SRE0	6	2	2-4	2	25	EA	1
SRE1	12	4	4-10	2.6	40	EA	1
SRE2	20	6	6-16	2.8	55	EA	1
SRE3	40	16	18-32	3.3	90	EA	1
SRE4	55	26	28-48	3.5	103	EA	1
SRE4.5	75	36	36-55	4	75	EA	1
SRE5	100	52	55-90	4	140	EA	1
SRE6	120	60	65-110	4	150	EA	1
SRE7	145	60	70-130	4	150	EA	1

## CABAC END CAPS - UNLINED (WITHOUT HOT MELT GLUE)



- Seals cable ends during installation or storage. Made from cross-linked Polyolefin which bonds cap to the cable jacket
- Resistant to UV rays, aggressive soils, chemicals and corrosion
- Quick reliable seal



UV  
RESISTANCE

Part No.	Pre-Shrink Dia. (mm)	After-Shrink Dia. (mm)	OD Cable Range (mm)	(W) Recovered Wall (mm)	(L) Length (mm)	Unit	Qty
SRE4U	55	26	28-48	3.5	103	EA	1
SRE4U-LONG	75	35	36-55	4	180	EA	1
SRE5U	100	52	55-90	4	140	EA	1
SRE6U	120	60	65-110	4	150	EA	1
SRE6U-LONG	100	45	-	4	200	EA	1

## POWERJOINT WRAP AROUND ZIPPER



- Glue lined heatshrink wrapper system, used to repair or protect cables
- UV resistant cross-linked Polyolefin
- Hot-melt mastic lined



UV  
RESISTANCE

Part No.	OD Expanded (mm)	OD Recovered (mm)	Recovered Wall Thick (mm)	Length (mm)	Unit	Qty
ZT36/10	38	9	9	1000	EA	1
ZT55/13	57	13	13	1000	EA	1
ZT85/20	85	20	20	1000	EA	1
ZT108/27	110	27	27	1000	EA	1
ZT136/30	138	30	30	1000	EA	1
ZT180/50	183	50	50	1000	EA	1

# CONSTANT FORCE SPRINGS

## POWERJOINT CONSTANT FORCE SPRINGS



- Exerts a constant radial pressure to secure sheaths, tapes and wires
- Easily applied by threading to cable core or outer
- Large range of sizes



Part No.	Description	Unit	Qty
CFS1	CONSTANT FORCE SPRING 14-22MM	EA	1
CFS2	CONSTANT FORCE SPRING 19-29MM	EA	1
CFS3	CONSTANT FORCE SPRING 24-37MM	EA	1
CFS4	CONSTANT FORCE SPRING 31-50MM	EA	1
CFS5	CONSTANT FORCE SPRING 44-70MM	EA	1
CFS6	CONSTANT FORCE SPRING 58-94MM	EA	1

# CONSTANT FORCE SPRINGS

3M Part No.	3M Material Description	Old Part No.	POWERJOINT™ New Part No.	Material Description
T010037	CONSTANT FORCE SPRING SS 1 P61 14-22MM	MMM-CFS1	CFS1	POWERJOINT™ CONSTANT FORCE SPRING NO.1 14-22MM
T010038	CONSTANT FORCE SPRING SS 2 P62 18.5-29MM	MMM-CFS2	CFS2	POWERJOINT™ CONSTANT FORCE SPRING NO.2 19-29MM
T010039	CONSTANT FORCE SPRING SS 3 P63 23.5-37MM	MMM-CFS3	CFS3	POWERJOINT™ CONSTANT FORCE SPRING NO.3 24-37MM
T010040	CONSTANT FORCE SPRING SS 4 P64 31-50MM	MMM-CFS4	CFS4	POWERJOINT™ CONSTANT FORCE SPRING NO.4 31-50MM
T010041	CONSTANT FORCE SPRING SS 5 P65 44-70MM	MMM-CFS5	CFS5	POWERJOINT™ CONSTANT FORCE SPRING NO.5 44-70MM
T010042	CONSTANT FORCE SPRING SS 6 P66 58-94MM	MMM-CFS6	CFS6	POWERJOINT™ CONSTANT FORCE SPRING NO.6 58-94MM

## CABLE CLEANING AND CONSUMABLES

### CABAC CONSUMABLES

#### CLEANING TISSUE



Part No. CTISSUE

Unit: EA Qty: 1



- Alcohol swab
- Supplied in a metalised sealed outer bag
- One towel only

## CABLE LUBRICANT

### MSSP CABLE LUBRICANT

#### DUCTGLIDE CABLE BLOWING LUBRICANT 20L



Part No. MSS-LN1478

Unit: EA Qty: 1



- Water based cable blowing lubricant specifically designed for lubricating sub-duct prior to high speed fibre optic cable blowing
- Compatible with all forms of cable jacket
- Does not stress crack Polyethylene plastics

### MSSP CABLE LUBRICANT



- Water based cable hauling lubricant for excellent friction reduction - non-toxic and non-flammable
- For hauling heavy power, telecommunication and fibre optic cable
- Compatible with all forms of cable jacket



Part No.	Description	Unit	Qty
MSS-LN1477-4	POWERGEL CABLE HAULING LUBRICANT 4L	EA	1
MSS-LN1477	POWERGEL CABLE HAULING LUBRICANT 20L	EA	1

## CABAC CABLE LUBRICANT



- A versatile blend of lubricants, wetting agents and bactericides specially formulated to ease cables through conduits
- Ideal for horizontal and vertical pulls
- Compatible with all cable types



Part No.	Description	Unit	Qty
CH377	CABCHEM BLUE LUBRICANT 1L	EA	1
CH377L20	CABCHEM BLUE LUBRICANT BULK 20L	EA	1

## IDEAL CABLE LUBRICANT

### CLEARGLIDE WIRE PULLING LUBRICANT



Part No. 31-388

Unit: EA Qty: 1

- A clear and colourless lubrication to assist in pulling electrical conductors into conduit electrical installations
- Quick and easy to clean
- Dries to a semi-fluid film that will not clog



## CLEANING TISSUE

3M Part No.	3M Material Description	POWERJOINT™ Part No.	Material Description
T090208	CC-3 CABLE CLEANING PADS	CTISSUE	POWERJOINT™ CLEANING TISSUE (ONE TOWEL ONLY)



## COLD SHRINK TUBES

3M Part No.	3M Material Description	Old Part No.	POWERJOINT™ New Part No.	Material Description
80610921936	8425-8 COLD SHRINK 10.1-20.9 X 203MM	8425-8	EPDM25-8-203	POWERJOINT™ EPDM COLD SHRINK 10.1-20.9 203MM
80610927677	8426-11 COLD SHRINK 30.1-13.9 X 279MM	8426-11	EPDM35-11-279	POWERJOINT™ EPDM COLD SHRINK 13.9-30.1 279MM
80610928378	8426-9 COLD SHRINK 30.1-13.9 X 229MM	8426-9	EPDM35-9-229	POWERJOINT™ EPDM COLD SHRINK 13.9-30.1 229MM
80610134035	8427-12 COLD SHRINK 35.1-16.8 X 305MM	8427-12	EPDM40-12-305	POWERJOINT™ EPDM COLD SHRINK 17.5-35.1 305MM
80610134043	8427-16 COLD SHRINK 35.1-16.8 X 406MM	8427-16	EPDM40-16-406	POWERJOINT™ EPDM COLD SHRINK 17.5-35.1 406MM
80610456164	8427-6 COLD SHRINK 35.1-16.8 X 152MM	8427-6	EPDM40-6-152	POWERJOINT™ EPDM COLD SHRINK 17.5-35.1 152MM
80610154603	8428-12 COLD SHRINK 49.3-24.0 X 305MM	8428-12	EPDM53-12-305	POWERJOINT™ EPDM COLD SHRINK 24.1-49.2 305MM
80610134050	8428-18 COLD SHRINK 49.3-24.0 X 457MM	8428-18	EPDM53-18-457	POWERJOINT™ EPDM COLD SHRINK 24.1-49.2 457MM
80610456172	8428-6 COLD SHRINK 49.3-24.0 X 152MM	8428-6	EPDM53-6-152	POWERJOINT™ EPDM COLD SHRINK 24.1-49.2 152MM
80610134068	8429-18 COLD SHRINK 67.8-32.2 X 457MM	8429-18	EPDM70-18-457	POWERJOINT™ EPDM COLD SHRINK 32.2-67.8 457MM
80610456313	8429-9 COLD SHRINK 67.8-32.2 X 229MM	8429-9	EPDM70-9-457	POWERJOINT™ EPDM COLD SHRINK 32.2-67.8 152MM
80610921902	8430-18 COLD SHRINK 93.7-42.7 X 457MM	8430-18	EPDM104-18-457	POWERJOINT™ EPDM COLD SHRINK 42.6-93.7 457MM

## COLD SHRINK END CAPS

3M Part No.	3M Material Description	Old Part No.	POWERJOINT™ New Part No.	Material Description
XA003895001	EC-1 COLD SHRINK END CAP 12-21MM	MMM-EC-1	EPDM-SE1	POWERJOINT™ EPDM COLD SHRINK END CAP 12-21MM
XA003895019	EC-2 COLD SHRINK END CAP 16-30MM	MMM-EC-2	EPDM-SE2	POWERJOINT™ EPDM COLD SHRINK END CAP 16-30MM
XA003895027	EC-3 COLD SHRINK END CAP 26-49MM	MMM-EC-3	EPDM-SE3	POWERJOINT™ EPDM COLD SHRINK END CAP 26-49MM
XA003895035	EC-4 COLD SHRINK END CAP 46-84MM	MMM-EC-4	EPDM-SE4	POWERJOINT™ EPDM COLD SHRINK END CAP 46-84MM

## COLD SHRINK KITS

3M Part No.	3M Material Description	Old Part No.	POWERJOINT™ New Part No.	Material Description
TE100048780	CSCAK-1 LV COLD SHRINK TERM KIT 12-18MM	T010110	EPDM-ST1	POWERJOINT™ EPDM COLD SHRINK SK1 LV TERM KIT 12-18MM
TE100048798	CSCAK-2 LV COLD SHRINK TERM KIT 18-25MM	T010111	EPDM-ST2	POWERJOINT™ EPDM COLD SHRINK SK2 LV TERM KIT 18-25MM
TE100048806	CSCAK-3 LV COLD SHRINK TERM KIT 25-42MM	T010112	EPDM-ST3	POWERJOINT™ EPDM COLD SHRINK SK3 LV TERM KIT 25-42MM
TE100048814	CSCAK-4 LV COLD SHRINK TERM KIT 42-55MM	T010113	EPDM-ST4	POWERJOINT™ EPDM COLD SHRINK SK4 LV TERM KIT 42-55MM
TE100048822	CSCAK-5 LV COLD SHRINK TERM KIT 56-81MM	T010114	EPDM-ST5	POWERJOINT™ EPDM COLD SHRINK SK5 LV TERM KIT 56-81MM

## COLD SHRINK SEALING KITS

3M Part No.	3M Material Description	Old Part No.	POWERJOINT™ New Part No.	Material Description
80611207673	COLD SHRINK EPDM SEALING KIT CXS-1	MMM-CXS-1	EPDM-CSK1	POWERJOINT™ EPDM COLD SHRINK SEALING KIT CSK-1
80611207681	COLD SHRINK EPDM SEALING KIT CXS-2	MMM-CXS-2	EPDM-CSK3	POWERJOINT™ EPDM COLD SHRINK SEALING KIT CSK-2
80611207707	COLD SHRINK EPDM SEALING KIT CXS-4	MMM-CXS-4	EPDM-CSK4	POWERJOINT™ EPDM COLD SHRINK SEALING KIT CSK-4

## COLD SHRINK TUBES

### POWERJOINT COLD SHRINK TUBES



- Premium Ethylene Propylene Diene Monomer formed into an expanded tube - removal of core shrinks the tube
- No flame required, fast installation
- Provides a constant radial pressure finish that excludes water



Part No.	Description	Unit	Qty
EPDM20-6-152	EPDM COLD SHRINK 7.8-14.3 152MM	EA	1
EPDM25-8-203	EPDM COLD SHRINK 10.1-20.9 203MM	EA	1
EPDM35-11-279	EPDM COLD SHRINK 13.9-30.1 279MM	EA	1
EPDM35-9-229	EPDM COLD SHRINK 13.9-30.1 229MM	EA	1
EPDM40-12-305	EPDM COLD SHRINK 17.5-35.1 305MM	EA	1
EPDM40-16-406	EPDM COLD SHRINK 17.5-35.1 406MM	EA	1
EPDM40-6-152	EPDM COLD SHRINK 17.5-35.1 152MM	EA	1
EPDM53-12-305	EPDM COLD SHRINK 24.1-49.2 305MM	EA	1
EPDM53-18-457	EPDM COLD SHRINK 24.1-49.2 457MM	EA	1
EPDM53-6-152	EPDM COLD SHRINK 24.1-49.2 152MM	EA	1
EPDM70-18-457	EPDM COLD SHRINK 32.2-67.8 457MM	EA	1
EPDM70-9-457	EPDM COLD SHRINK 32.2-67.8 152MM	EA	1
EPDM104-18-457	EPDM COLD SHRINK 42.6-93.7 457MM	EA	1

## COLD SHRINK KITS

### POWERJOINT LV COLD SHRINK TERMINATION KITS



- Premium Ethylene Propylene Diene Monomer formed into an expanded tube - removal of core shrinks the tube
- No flame required, fast installation
- Provides a constant radial pressure finish that excludes water



Part No.	Description	Unit	Qty
EPDM-ST1	EPDM COLD SHRINK SK1 LV TERM KIT	EA	1
EPDM-ST2	EPDM COLD SHRINK SK2 LV TERM KIT	EA	1
EPDM-ST3	EPDM COLD SHRINK SK3 LV TERM KIT	EA	1
EPDM-ST4	EPDM COLD SHRINK SK4 LV TERM KIT	EA	1
EPDM-ST5	EPDM COLD SHRINK SK5 LV TERM KIT	EA	1

## COLD SHRINK END CAPS

### POWERJOINT COLD SHRINK END CAPS



- Premium Ethylene Propylene Diene Monomer formed into an expanded tube - removal of core shrinks the tube
- No flame required, fast installation
- Provides a constant radial pressure finish that excludes water



Part No.	Description	Unit	Qty
EPDM-SE1	EPDM COLD SHRINK END CAP 12-21MM	EA	1
EPDM-SE2	EPDM COLD SHRINK END CAP 16-30MM	EA	1
EPDM-SE3	EPDM COLD SHRINK END CAP 26-49MM	EA	1
EPDM-SE4	EPDM COLD SHRINK END CAP 46-84MM	EA	1

# ABOUT POWERJOINT™ 11kV AND 22kV HEATSHRINK SOLUTIONS

POWERJOINT™ is a comprehensive range of premium heatshrink jointing and termination solutions for 11 and 22kV applications to suit all popular cable sizes.

POWERJOINT™ products have been type tested and certified to Australian and New Zealand standards and kit components have also been certified to IEC60502-4, AS/NZS 4805.1 (2007) and HD629.1S2 (2006).


The POWERJOINT™ proven range also includes; busbar tubes and tapes up to 33kV; flexible boots to 11kV; complementary tools and accessories.

POWERJOINT™ also offers engineered special kits for your particular requirements.

POWERJOINT™ includes product training and support across Australia and New Zealand. Our dedicated local technical specialist experts provide product selection advice and after sales support in the field.

POWERJOINT™ instructions have been refined for the specific cables and applications found across Australia and New Zealand.

For the very best technical, type tested, and supported solution for your heatshrink, jointing and termination needs across Australia, New Zealand and Asia Pacific, use POWERJOINT™.



8 Distribution Place  
 Seven Hills, NSW 2147  
 AUSTRALIA  
 Tel: 61-2-9879 5000

---

Document No. CLC- Doc048      Version: 2.0      Date: 21<sup>st</sup> April 2015

### Declaration Of Conformity for PowerJoint 11kV Termination and Joint Kits

**Scope of tests:** Compliance for AS/NZS 4805 (2007) was completed on table 10 on these products below:

**Products:**  
 H1113X2T2 Indoor Termination for 11kV, 3 core, XLPE, copper wire screen cable.  
 H1103X2T3 Outdoor Termination for 11kV, 3 core, XLPE, copper wire screen cable.  
 H1113X2 Joint for 11kV, 3 core, XLPE, copper wire screen cable.

**Vendors:**  
 The product range applies to the following trading divisions of Legend Corporate Services: Legend Power Systems, CABAC and ECCO Pacific.

**Requirements:**  
 PowerJoint 11 kV terminations and joint kit products for sizes 35 to 300 sq. mm to meet the requirements of, AS/NZS4805-2007.

Conductor Size Range (sq. mm)	IEC60502-4	AS/NZS4805 Table 10
35 - 95	N/A <sup>1</sup>	Required
95-300	Required	N/A <sup>2</sup>

**Results:**  
 AS/NZS4805-2007 Compliance to Table 10 results<sup>3</sup>:

Test	Compliance to:	H1113X2T2	H1103X2T3	H1113X2
Voltage	15 min at 25.5 kV dc	PASS	PASS	PASS
Withstand				
Partial Discharge	Less than 10PC at 11.6kV	PASS	PASS	PASS
BIL	95kV, indoor <sup>4</sup> and outdoor	PASS	PASS	PASS
Examination	By inspection	PASS	PASS	PASS

IEC60502-4 compliance as per KEMA reports for Indoor Termination, Outdoor Termination and Cable Joint for 3 core 185 sq. mm cable.


<sup>1</sup> Only one range requires IEC60502-4.  
<sup>2</sup> All other ranges require AS/NZS4805 Table 10.  
<sup>3</sup> Refer to PL range of test reports.  
<sup>4</sup> The BIL for indoor terminations exceeds AS/NZS4805-2007 requirement.

## BENEFITS

- Type tested and certified to Australian, New Zealand and IEC standards
- A few kit sizes cover a vast cable cross-section range, reducing inventory cost
- A product kit is available for every popular application
- We will custom engineer a kit for your specific application
- Easy to follow installation instructions have been designed and developed for local conditions
- Product training and support provided throughout Australia and New Zealand

## APPLICATIONS

- Medium voltage switchboards and switchgear
- Transformers
- Medium voltage motors
- Utility and private medium voltage networks
- Underground and overhead power distribution
- Heavy industrial plant and machinery
- Locomotive (rail) industry
- Wind and solar farms
- Ships and port equipment and all heavy industry electrical applications



# FIELD TIPS - JOINT FAILURE

## MOST COMMON CAUSES

### HEATSHRINK JOINT FAILURE

**Unequal Heating:** The most common failure of a heatshrink joint is caused by shrinking tube from one side only. The glue in glue lined heatshrink is heat activated, and is designed to melt at a point below the shrinkage point for the tubing. It is possible to shrink a tube on to a cable jacket without applying the amount of heat right around the joint.

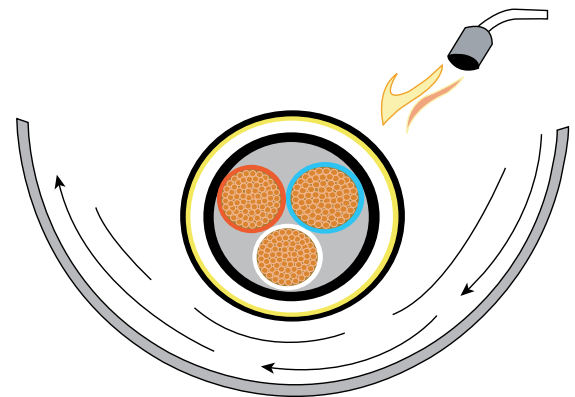
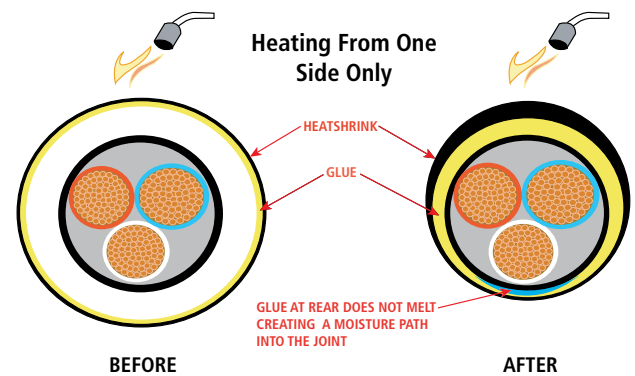
### HEATING THE REAR OF A JOINT

The best way to heat the rear of a joint, if you cannot get access to it, is to use a heat deflector. This can simply be a curved piece of tin plate. This deflects the heat around the rear of the joint and makes the heatshrink shrink all around the joint.

**Unprepared Cable Jacket:** It is essential that the cable jacket is clean and grease free and has been roughened. Ensure the following steps are taken:

- Roughen the outer jacket of the cable for a distance of approximately five cable diameters at each end with coarse sand paper, typically 60 to 80 grit, or a fine rasp.
- Clean the roughened area with an alcohol wipe, or methylated spirits and a clean rag.
- Warm the joint area before you start the shrinkage process. This drives off any moisture, and if using a flame, flame wipe the joint area, as this creates an oxide layer for better adhesion.

**Over Heating:** If using a flame, use a soft yellow flame and move it the whole time. Do not hold on one spot. If the heatshrink becomes a chalky grey colour and texture, it has been over heated.



When shrinking heatshrink in confined spaces, or where you cannot apply heat directly to the rear of the joint, use a heat deflector with your heatgun or soft yellow flame, to heat the rear of the joint.

# POWERJOINT™ HEATSHRINK JOINT KITS

## HS JOINT KITS 1KV MULTI CORE ARMOURED AND UNARMOURED

POWERJOINT™ heatshrink kits are commonly used throughout the world when jointing low and medium voltage cables in order to provide successful electrical connectivity and environmental insulation.

Each POWERJOINT™ kit comprises a unique set of cross-linked polymer tubes creating a water seal and excellent connection for low voltage joints.

POWERJOINT™ kits have been individually designed for the specific requirements of the subject cable to be jointed with design variations dependent on the type and geographical requirements for the application. This may include additional armour or insect defeating sheathing.

Electrical conductivity is provided by teaming the POWERJOINT™ kit with an appropriate set of proven, tested and patented CABAC lugs or links. The combination of certified POWERJOINT™ heatshrink kits together with proven and tested CABAC connector products, backed by local support, will provide both straightforward and successful joints.

Kits are designed for mechanical shear technology and compression lugs.

### POWERJOINT™ FEATURES

- Practically unlimited shelf-life (depending on environmental conditions)
- Few kit sizes cover a vast cross-section range reducing inventory values
- Simple to install with clear, easy to follow installation instructions that have been designed and developed in Australia
- Range of low voltage kits are designed for polymeric cables used in Australia, New Zealand and Australasia
- Specialist kits available (designed upon request)

## ORDERING INFORMATION



### MULTI CORE HS JOINT KITS ARMOURED 1KV

Part No.	Description
H1J4AX1.5-6	HS JOINT KITS 1KV 4 CORE ARM 1.5-6MM <sup>2</sup>
H1J5AX1.5-6	HS JOINT KITS 1KV 5 CORE ARM 1.5-6MM <sup>2</sup>
H1J5AX4-16	HS JOINT KITS 1KV 5 CORE ARM 4-16MM <sup>2</sup>
H1J5AX16-50	HS JOINT KITS 1KV 5 CORE ARM 16-50MM <sup>2</sup>
H1J5AX25-150	HS JOINT KITS 1KV 5 CORE ARM 25-150MM <sup>2</sup>
H1J5AX95-300	HS JOINT KITS 1KV 5 CORE ARM 95-300MM <sup>2</sup>

### MULTI CORE HS JOINT KITS UNARMOURED 1KV

Part No.	Description
H1J4X1.5-6	HS JOINT KITS 1KV 4 CORE UA 1.5-6MM <sup>2</sup>
H1J5X1.5-6	HS JOINT KITS 1KV 5 CORE UA 1.5-6MM <sup>2</sup>
H1J5X4-16	HS JOINT KITS 1KV 5 CORE UA 4-16MM <sup>2</sup>
H1J5X16-50	HS JOINT KITS 1KV 5 CORE UA 16-50MM <sup>2</sup>
H1J5X25-150	HS JOINT KITS 1KV 5 CORE UA 25-150MM <sup>2</sup>
H1J5X95-300	HS JOINT KITS 1KV 5 CORE UA 95-300MM <sup>2</sup>

### NOTE

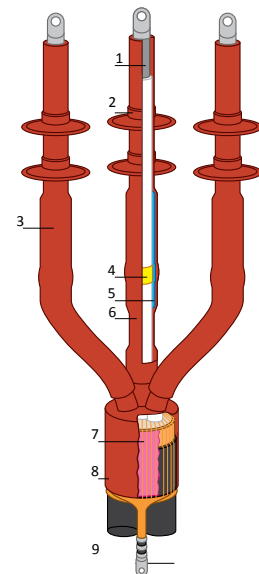
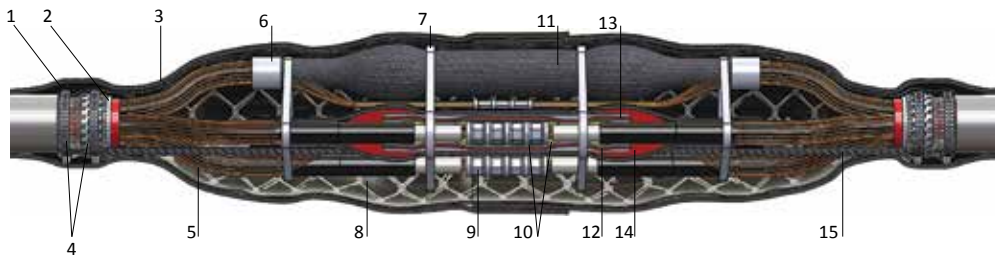
Must be installed by a competent cable joiner.

Termite and Insect Protection available on request.

Training on all POWERJOINT™ products is available on request by our certified trainers.



# CERTIFIED TO AUSTRALIAN AND NEW ZEALAND STANDARDS



- 1 - Black sealing mastic
- 2 - Armour support ring
- 3 - Outer sheath medium wall heatshrink
- 4 - Armour clamp
- 5 - Copper wire screen
- 6 - Constant force roll spring
- 7 - Textile tape
- 8 - Steel wire mesh tape
- 9 - Crimp link

- 10 - Stress control mastic
- 11 - Copper mesh tape
- 12 - Stress control tube
- 13 - Dual & triple layer tube
- 14 - Red sealant mastic
- 15 - Copper braid

- 1 - Conductor & red sealing mastic
- 2 - Rain shed
- 3 - Anti track tube
- 4 - Stress control tape
- 5 - Stress control tube
- 6 - Anti-crack mastic
- 7 - Red sealant mastic
- 8 - Breakout glove
- 9 - Termination copper wire screen

POWERJOINT™ TERMINATION AND JOINT KITS ARE INDIVIDUALLY  
TESTED TO AS/NZS 4805, IEC60502-4.

Kits are designed for shear bolted and compression links and lugs up to the length specified in the instructions.



Test Sequence	Requirements AS/NZS4805/IEC60502-4629.1 6.35/11(12)kV
AC withstand voltage test (in air and ambient temperature)	AC for 5 min. at 29kV. No breakdown, No flashover
Partial discharge	Less than 10pC max.
Impulse withstand test (BIL)	10 impulses of each polarity at 16kV
Heating cycles in air	30 cycles at 95°C - 100°C and 16kV in air, no breakdown, no flashover
Heating cycles under water	30 cycles at 95°C - 100°C and 16kV under water, no breakdown, no flashover
Partial discharge at 95°C - 100°C	Pass
Thermal short-circuit (screen)	No visible deterioration at 3.0kA, 1s
Thermal short-circuit (conductor)	No visible deterioration at 23.0kA, 2s
Dynamic short-circuit	No visible deterioration at 81.0kA, not less than 10 ms
Impulse withstand test at 95°C - 100°C	10 impulses of each polarity at 95kV
AC withstand voltage test	AC for 15 min. at 21kV. No breakdown, no flashover

# PRODUCT TRAINING AND CUSTOMISED TRAINING MODULES

The training is conducted by Australian accredited trainers. Customised training sessions are an important part of yours (and your customers) QA procedures.

We can design a product training program that is tailor made to your organisations needs or we can simply train your staff on our products with our own training modules.

Training is available on all of our product range and can be either conducted at your location or at one of our facilities in your state.

Contact one of our Sales Representatives for details.

## CUSTOM MADE KITS

POWERJOINT™ can design you a custom kit to suit your cable on site.

Kits which can be also engineered are repair kits, LV-MV, termite barriers, special sealing with end caps and triple end seals to protect the cables in the ground.

With all the components in this catalogue, POWERJOINT™ is committed to quality of supply and engineering technical backup.



## MEDIUM VOLTAGE KITS

Raychem Part No.	POWERJOINT™ Part No.	Material Description
RCAB1420	FBB1	POWERJOINT™ FLEXIBLE BOOT WITH SIZE ADAPTER 11KV SET OF 3
	FBB2	POWERJOINT™ T-BOOT FOR 630A WITH REAR CAP SET OF 3

## 11kV TERMINATIONS INDOOR

Raychem Kits (rated to 17kV)	Raychem Zinc-Oxide Kits (rated to 12kV)	POWERJOINT™ Part No.	Material Description
EPKT17B1XIH1	IXSU-F3121	H11I1X2T2	POWERJOINT™ HS INDOOR KIT 11KV SC UA 35-95MM <sup>2</sup>
EPKT17C1XIH1	IXSU-F3131	H11I1X3T2	POWERJOINT™ HS INDOOR KIT 11KV SC UA 95-240MM <sup>2</sup>
EPKT17D1XIH1	IXSU-F3141	H11I1X4T2	POWERJOINT™ HS INDOOR KIT 11KV SC UA 185-400MM <sup>2</sup>
EPKT17E1XIH1	IXSU-F3151	H11I1X5T2	POWERJOINT™ HS INDOOR KIT 11KV SC UA 400-630MM <sup>2</sup>
EPKT17A3XIH1	IXSU-F3311	H11I3AX1T2	POWERJOINT™ HS INDOOR KIT 11KV 3C ARM 16-25MM <sup>2</sup>
EPKT17B3XIH1	IXSU-F3321	H11I3AX2T2	POWERJOINT™ HS INDOOR KIT 11KV 3C ARM 35-95MM <sup>2</sup>
EPKT17C3XIH1	IXSU-F3331	H11I3AX3T2	POWERJOINT™ HS INDOOR KIT 11KV 3C ARM 95-240MM <sup>2</sup>
EPKT17D3XIH1	IXSU-F3341	H11I3AX4T2	POWERJOINT™ HS INDOOR KIT 11KV 3C ARM 185-400MM <sup>2</sup>
EPKT17E3XIH2	IXSU-F3341	H11I3AX5T2	POWERJOINT™ HS INDOOR KIT 11KV 3C ARM 400-630MM <sup>2</sup>
EPKT17A3XIH1	IXSU-F3311	H11I3X1T2	POWERJOINT™ HS INDOOR KIT 11KV 3C UA 16-25MM <sup>2</sup>
EPKT17B3XIH1	IXSU-F3321	H11I3X2T2	POWERJOINT™ HS INDOOR KIT 11KV 3C UA 35-95MM <sup>2</sup>
EPKT17C3XIH1	IXSU-F3331	H11I3X3T2	POWERJOINT™ HS INDOOR KIT 11KV 3C UA 95-240MM <sup>2</sup>
EPKT17D3XIH1	IXSU-F3341	H11I3X4T2	POWERJOINT™ HS INDOOR KIT 11KV 3C UA 185-400MM <sup>2</sup>
EPKT17E3XIH1		H11I3X5T2	POWERJOINT™ HS INDOOR KIT 11KV 3C UA 400-630MM <sup>2</sup>

## 11kV TERMINATIONS OUTDOOR

Raychem Equivalent Kits to POWERJOINT™ (similar heatshrink technology rated to 17kV)	Raychem Zinc-Oxide Kits for use on Similar Cables (these kits are shorter and rated to 12kV)	POWERJOINT™ Part No.	Material Description
EPKT17B1XOH1	OXSU-F3121	H11O1X2T3	POWERJOINT™ HS OUTDOOR KIT 11KV SC UA 35-95MM <sup>2</sup>
EPKT17C1XOH1	OXSU-F3131	H11O1X3T3	POWERJOINT™ HS OUTDOOR KIT 11KV SC UA 95-240MM <sup>2</sup>
EPKT17D1XOH1	OXSU-F3141	H11O1X4T3	POWERJOINT™ HS OUTDOOR KIT 11KV SC UA 185-400MM <sup>2</sup>
EPKT17E1XOH1	OXSU-F3151	H11O1X5T3	POWERJOINT™ HS OUTDOOR KIT 11KV SC UA 400-630MM <sup>2</sup>
EPKT17A3XOH2	OXSU-F3311	H11O3AX1T3	POWERJOINT™ HS OUTDOOR KIT 11KV 3C ARM 16-25MM <sup>2</sup>
EPKT17B3XOH2	OXSU-F3321	H11O3AX2T3	POWERJOINT™ HS OUTDOOR KIT 11KV 3C ARM 35-95MM <sup>2</sup>
EPKT17C3XOH2	OXSU-F3331	H11O3AX3T3	POWERJOINT™ HS OUTDOOR KIT 11KV 3C ARM 95-240MM <sup>2</sup>
EPKT17D3XOH2	OXSU-F3341	H11O3AX4T3	POWERJOINT™ HS OUTDOOR KIT 11KV 3C ARM 185-400MM <sup>2</sup>
EPKT17A3XOH2	OXSU-F3311	H11O3X1T3	POWERJOINT™ HS OUTDOOR KIT 11KV 3C UA 16-25MM <sup>2</sup>
EPKT17B3XOH2	OXSU-F3321	H11O3X2T3	POWERJOINT™ HS OUTDOOR KIT 11KV 3C UA 35-95MM <sup>2</sup>
EPKT17C3XOH2	OXSU-F3331	H11O3X3T3	POWERJOINT™ HS OUTDOOR KIT 11KV 3C UA 95-240MM <sup>2</sup>
EPKT17D3XOH2	OXSU-F3341	H11O3X4T3	POWERJOINT™ HS OUTDOOR KIT 11KV 3C UA 185-400MM <sup>2</sup>

# 11kV STRAIGHT THROUGH JOINTS

(POWERJOINT™ INCLUDES MECHANICAL CONNECTORS)

Raychem Equivalent Kits to POWERJOINT™ (similar heatshrink technology rated to 17kV)	Raychem Zinc-Oxide Kits for use on Similar Cables (these kits are shorter and rated to 12kV and include mechanical connector)	POWERJOINT™ Part No.  *POWERJOINT™ Jointing Kits include connector.	Material Description
EPKJ17A1XU1XU	MXSU-3111	H11J1X2	POWERJOINT™ HS JOINT KIT 11KV SC UA 35-95MM <sup>2</sup>
EPKJ17C1XU1XU	MXSU-3131	H11J1X3	POWERJOINT™ HS JOINT KIT 11KV SC UA 95-240MM <sup>2</sup>
EPKJ17D1XU1XU	MXSU-3141	H11J1X4	POWERJOINT™ HS JOINT KIT 11KV SC UA 185-400MM <sup>2</sup>
EPKJ17E1XU1XU	MXSU-3151	H11J1X5	POWERJOINT™ HS JOINT KIT 11KV SC UA 400-630MM <sup>2</sup>
EPKJ17A3XU3XU-LU	MXSW3331	H11J3AX1	POWERJOINT™ HS JOINT KIT 11KV 3C ARM 16-25MM <sup>2</sup>
EPKJ17A3XU3XU-W	MXSW-3331	H11J3AX2	POWERJOINT™ HS JOINT KIT 11KV 3C ARM 35-95MM <sup>2</sup>
EPKJ17B3XU3XU-W	MXSW-3341	H11J3AX3	POWERJOINT™ HS JOINT KIT 11KV 3C ARM 95-240MM <sup>2</sup>
EPKJ17C3XU3XU-W	MXSW-3351	H11J3AX4	POWERJOINT™ HS JOINT KIT 11KV 3C ARM 185-400MM <sup>2</sup>
EPKJ17A3XU3XU		H11J3X1	POWERJOINT™ HS JOINT KIT 11KV 3C UA 16-25MM <sup>2</sup>
EPKJ17B3XU3XU	MXSU-3311	H11J3X2	POWERJOINT™ HS JOINT KIT 11KV 3C UA 35-95MM <sup>2</sup>
EPKJ17C3XU3XU	MXSU-3331	H11J3X3	POWERJOINT™ HS JOINT KIT 11KV 3C UA 95-240MM <sup>2</sup>
EPKJ17D3XU3XU	MXSU-3341	H11J3X4	POWERJOINT™ HS JOINT KIT 11KV 3C UA 185-400MM <sup>2</sup>

## HEATSHRINK 1KV JOINTING SPLICING KITS

### POWERJOINT 4 & 5 CORE UA

- Practically unlimited shelf-life (depending on environmental conditions)
- Designed for Australasian polymeric cables
- A few kit sizes cover a vast cable cross-section range



Part No.	Description	Unit	Qty
H1J4X1.5-6	HS JOINT KIT 1KV 4C UA 1.5-6MM <sup>2</sup>	EA	1
H1J5X1.5-6	HS JOINT KIT 1KV 5C UA 1.5-6MM <sup>2</sup>	EA	1
H1J5X4-16	HS JOINT KIT 1KV 5C UA 4-16MM <sup>2</sup>	EA	1
H1J5X16-50	HS JOINT KIT 1KV 5C UA 16-50MM <sup>2</sup>	EA	1
H1J5X25-150	HS JOINT KIT 1KV 5C UA 25-150MM <sup>2</sup>	EA	1
H1J5X95-300	HS JOINT KIT 1KV 5C UA 95-300MM <sup>2</sup>	EA	1

### POWERJOINT 4 & 5 CORE ARMoured

- Practically unlimited shelf-life (depending on environmental conditions)
- Designed for Australasian polymeric cables
- A few kit sizes cover a vast cable cross-section range




Part No.	Description	Unit	Qty
H1J4AX1.5-6	HS JOINT KIT 1KV 4C ARM 1.5-6MM <sup>2</sup>	EA	1
H1J5AX1.5-6	HS JOINT KIT 1KV 5C ARM 1.5-6MM <sup>2</sup>	EA	1
H1J5AX4-16	HS JOINT KIT 1KV 5C ARM 4-16MM <sup>2</sup>	EA	1
H1J5AX16-50	HS JOINT KIT 1KV 5C ARM 16-50MM <sup>2</sup>	EA	1
H1J5AX25-150	HS JOINT KIT 1KV 5C ARM 25-150MM <sup>2</sup>	EA	1
H1J5AX95-300	HS JOINT KIT 1KV 5C ARM 95-300MM <sup>2</sup>	EA	1

## HEATSHRINK INDOOR 11KV TERMINATION KITS

### POWERJOINT 1 CORE UA

- Practically unlimited shelf-life (depending on environmental conditions)
- Designed for Australasian polymeric cables
- A few kit sizes cover a vast cable cross-section range



Part No.	Description	Voltage Class (kV)	Tail Length (mm)	Unit	Qty
H11i1X2T2	HS INDOOR KIT 11KV SC UA 35-95MM <sup>2</sup>	6.35/11	450	EA	1
H11i1X3T2	HS INDOOR KIT 11KV SC UA 95-240MM <sup>2</sup>	6.35/11	450	EA	1
H11i1X4T2	HS INDOOR KIT 11KV SC UA 185-400MM <sup>2</sup>	6.35/11	450	EA	1
H11i1X5T2	HS INDOOR KIT 11KV SC UA 400-630MM <sup>2</sup>	6.35/11	450	EA	1



## POWERJOINT 3 CORE UA



- Practically unlimited shelf-life (depending on environmental conditions)
- Designed for Australasian polymeric cables
- A few kit sizes cover a vast cable cross-section range



Part No.	Description	Voltage Class (kV)	Tail Length (mm)	Unit	Qty
H11I3X1T2	HS INDOOR KIT 11kV 3C UA 16-25MM <sup>2</sup>	6.35/11	450	EA	1
H11I3X2T2	HS INDOOR KIT 11kV 3C UA 35-95MM <sup>2</sup>	6.35/11	450	EA	1
H11I3X3T2	HS INDOOR KIT 11kV 3C UA 95-240MM <sup>2</sup>	6.35/11	450	EA	1
H11I3X4T2	HS INDOOR KIT 11kV 3C UA 185-400MM <sup>2</sup>	6.35/11	450	EA	1
H11I3X5T2	HS INDOOR KIT 11kV 3C UA 400-630MM <sup>2</sup>	6.35/11	450	EA	1

## POWERJOINT 3 CORE ARMoured



- Practically unlimited shelf-life (depending on environmental conditions)
- Designed for Australasian polymeric cables
- A few kit sizes cover a vast cable cross-section range



Part No.	Description	Voltage Class (kV)	Tail Length (mm)	Unit	Qty
H11I3AX1T2	HS INDOOR KIT 11kV 3C ARM 16-25MM <sup>2</sup>	6.35/11	450	EA	1
H11I3AX2T2	HS INDOOR KIT 11kV 3C ARM 35-95MM <sup>2</sup>	6.35/11	450	EA	1
H11I3AX3T2	HS INDOOR KIT 11kV 3C ARM 95-240MM <sup>2</sup>	6.35/11	450	EA	1
H11I3AX4T2	HS INDOOR KIT 11kV 3C ARM 185-400MM <sup>2</sup>	6.35/11	450	EA	1
H11I3AX5T2	HS INDOOR KIT 11kV 3C ARM 400-630MM <sup>2</sup>	6.35/11	450	EA	1

## HEATSHRINK OUTDOOR 11KV TERMINATION KITS

### POWERJOINT 1 CORE UA



- Practically unlimited shelf-life (depending on environmental conditions)
- Designed for Australasian polymeric cables
- A few kit sizes cover a vast cable cross-section range



Part No.	Description	Voltage Class (kV)	Tail Length (mm)	Unit	Qty
H11O1X2T3	HS OUTDOOR KIT 11KV SC UA 35-95MM <sup>2</sup>	6.35/11	650	EA	1
H11O1X3T3	HS OUTDOOR KIT 11KV SC UA 95-240MM <sup>2</sup>	6.35/11	650	EA	1
H11O1X4T3	HS OUTDOOR KIT 11KV SC UA 185-400MM <sup>2</sup>	6.35/11	650	EA	1
H11O1X5T3	HS OUTDOOR KIT 11KV SC UA 400-630MM <sup>2</sup>	6.35/11	650	EA	1

## POWERJOINT 3 CORE UA



- Practically unlimited shelf-life (depending on environmental conditions)
- Designed for Australasian polymeric cables
- A few kit sizes cover a vast cable cross-section range



Part No.	Description	Voltage Class (kV)	Tail Length (mm)	Unit	Qty
H11O3X1T3	HS OUTDOOR KIT 11KV 3C UA 16-25MM <sup>2</sup>	6.35/11	650	EA	1
H11O3X2T3	HS OUTDOOR KIT 11KV 3C UA 35-95MM <sup>2</sup>	6.35/11	650	EA	1
H11O3X3T3	HS OUTDOOR KIT 11KV 3C UA 95-240MM <sup>2</sup>	6.35/11	650	EA	1
H11O3X4T3	HS OUTDOOR KIT 11KV 3C UA 185-400MM <sup>2</sup>	6.35/11	650	EA	1
H11O3X5T3	HS OUTDOOR KIT 11KV 3C UA 400-630MM <sup>2</sup>	6.35/11	650	EA	1

## POWERJOINT 3 CORE ARMoured



- Practically unlimited shelf-life (depending on environmental conditions)
- Designed for Australasian polymeric cables
- A few kit sizes cover a vast cable cross-section range



Part No.	Description	Voltage Class (kV)	Tail Length (mm)	Unit	Qty
H11O3AX1T3	HS OUTDOOR KIT 11KV 3C ARM 16-25MM <sup>2</sup>	6.35/11	650	EA	1
H11O3AX2T3	HS OUTDOOR KIT 11KV 3C ARM 35-95MM <sup>2</sup>	6.35/11	650	EA	1
H11O3AX3T3	HS OUTDOOR KIT 11KV 3C ARM 95-240MM <sup>2</sup>	6.35/11	650	EA	1
H11O3AX4T3	HS OUTDOOR KIT 11KV 3C ARM 185-400MM <sup>2</sup>	6.35/11	650	EA	1
H11O3AX5T3	HS OUTDOOR KIT 11KV 3C ARM 400-630MM <sup>2</sup>	6.35/11	650	EA	1

## HEATSHRINK 11KV JOINTING SPLICING KITS

### POWERJOINT 1 CORE UA

- Practically unlimited shelf-life (depending on environmental conditions)
- Designed for Australasian polymeric cables
- A few kit sizes cover a vast cable cross-section range



Part No.	Description	Voltage Class (kV)	Mechanical Links	Dielectric	Unit	Qty
H11J1X2	HS JOINT KIT 11KV SC UA 35-95MM <sup>2</sup>	6.35/11	YES	XLPE or EPR	EA	1
H11J1X3	HS JOINT KIT 11KV SC UA 95-240MM <sup>2</sup>	6.35/11	YES	XLPE or EPR	EA	1
H11J1X4	HS JOINT KIT 11KV SC UA 185-400MM <sup>2</sup>	6.35/11	YES	XLPE or EPR	EA	1
H11J1X5	HS JOINT KIT 11KV SC UA 400-630MM <sup>2</sup>	6.35/11	YES	XLPE or EPR	EA	1

## POWERJOINT 3 CORE UA

- Practically unlimited shelf-life (depending on environmental conditions)
- Designed for Australasian polymeric cables
- A few kit sizes cover a vast cable cross-section range



Part No.	Description	Voltage Class (kV)	Mechanical Links	Dielectric	Unit	Qty
H11J3X1	HS JOINT KIT 11KV 3C UA 16-25MM <sup>2</sup>	6.35/11	YES	XLPE or EPR	EA	1
H11J3X2	HS JOINT KIT 11KV 3C UA 35-95MM <sup>2</sup>	6.35/11	YES	XLPE or EPR	EA	1
H11J3X3	HS JOINT KIT 11KV 3C UA 95-240MM <sup>2</sup>	6.35/11	YES	XLPE or EPR	EA	1
H11J3X4	HS JOINT KIT 11KV 3C UA 185-400MM <sup>2</sup>	6.35/11	YES	XLPE or EPR	EA	1

## POWERJOINT 3 CORE ARMoured

- Practically unlimited shelf-life (depending on environmental conditions)
- Designed for Australasian polymeric cables
- A few kit sizes cover a vast cable cross-section range



Part No.	Description	Voltage Class (kV)	Mechanical Links	Dielectric	Unit	Qty
H11J3AX1	HS JOINT KIT 11KV 3C ARM 16-25MM <sup>2</sup>	6.35/11	YES	XLPE or EPR	EA	1
H11J3AX2	HS JOINT KIT 11KV 3C ARM 35-95MM <sup>2</sup>	6.35/11	YES	XLPE or EPR	EA	1
H11J3AX3	HS JOINT KIT 11KV 3C ARM 95-240MM <sup>2</sup>	6.35/11	YES	XLPE or EPR	EA	1
H11J3AX4	HS JOINT KIT 11KV 3C ARM 185-400MM <sup>2</sup>	6.35/11	YES	XLPE or EPR	EA	1

## 22kV TERMINATIONS INDOOR

Raychem Equivalent Kits to POWERJOINT™ (similar heatshrink technology rated to 24kV)	Raychem Zinc-Oxide Kits (rated to 24kV) for Use on Similar Cables	POWERJOINT™ Part No.	Material Description
EPKT24B1XIH1	IXSU-F5121	H22I1X2T2	POWERJOINT™ HS INDOOR KIT 22KV SC UA 35-95MM²
EPKT24C1XIH1	IXSU-F5131	H22I1X3T2	POWERJOINT™ HS INDOOR KIT 22KV SC UA 95-240MM²
EPKT24D1XIH1	IXSU-F5141	H22I1X4T2	POWERJOINT™ HS INDOOR KIT 22KV SC UA 185-400MM²
EPKT24E1XIH1	IXSU-F5151	H22I1X5T2	POWERJOINT™ HS INDOOR KIT 22KV SC UA 400-630MM²
EPKT24B3XIH1	IXSU-F5321	H22I3AX2T2	POWERJOINT™ HS INDOOR KIT 22KV 3C ARM 35-95MM²
EPKT24C3XIH1	IXSU-F5331	H22I3AX3T2	POWERJOINT™ HS INDOOR KIT 22KV 3C ARM 95-240MM²
EPKT24D3XIH1	IXSU-F5341	H22I3AX4T2	POWERJOINT™ HS INDOOR KIT 22KV 3C ARM 185-400MM²
EPKT24B3XIH1	IXSU-F5321	H22I3X2T2	POWERJOINT™ HS INDOOR KIT 22KV 3C UA 35-95MM²
EPKT24C3XIH1	IXSU-F5331	H22I3X3T2	POWERJOINT™ HS INDOOR KIT 22KV 3C UA 95-240MM²
EPKT24D3XIH1	IXSU-F5341	H22I3X4T2	POWERJOINT™ HS INDOOR KIT 22KV 3C UA 185-400MM²

## 22kV TERMINATIONS OUTDOOR


Raychem Equivalent Kits to POWERJOINT™ (similar heatshrink technology rated to 24kV)	Raychem Zinc-Oxide Kits (rated to 24kV) for Use on Similar Cables	POWERJOINT™ Part No.	Material Description
EPKT24B1XOH2	OXSU-F5121	H22O1X2T3	POWERJOINT™ HS OUTDOOR KIT 22KV SC UA 35-95MM²
EPKT24C1XOH2	OXSU-F5131	H22O1X3T3	POWERJOINT™ HS OUTDOOR KIT 22KV SC UA 95-240MM²
EPKT24D1XOH2	OXSU-F5141	H22O1X4T3	POWERJOINT™ HS OUTDOOR KIT 22KV SC UA 185-400MM²
EPKT24E1XOH2	OXSU-F5151	H22O1X5T3	POWERJOINT™ HS OUTDOOR KIT 22KV SC UA 400-630MM²
EPKT24B3XOH3	OXSU-F5321	H22O3AX2T3	POWERJOINT™ HS OUTDOOR KIT 22KV 3C ARM 35-95MM²
EPKT24C3XOH3	OXSU-F5331	H22O3AX3T3	POWERJOINT™ HS OUTDOOR KIT 22KV 3C ARM 95-240MM²
EPKT24D3XOH3	OXSU-F5341	H22O3AX4T3	POWERJOINT™ HS OUTDOOR KIT 22KV 3C ARM 185-400MM²
EPKT24B3XOH3	OXSU-F5321	H22O3X2T3	POWERJOINT™ HS OUTDOOR KIT 22KV 3C UA 35-95MM²
EPKT24C3XOH3	OXSU-F5331	H22O3X3T3	POWERJOINT™ HS OUTDOOR KIT 22KV 3C UA 95-240MM²
EPKT24D3XOH3	OXSU-F5341	H22O3X4T3	POWERJOINT™ HS OUTDOOR KIT 22KV 3C UA 185-400MM²

## TRIFURCATION KITS

Raychem Equivalent Kits (Raychem have multiple kits for different sizes)	POWERJOINT™ Part No.	Material Description
TFK-22-35-50, TFK-11-16-25, TFK-11-35-70, TFK-11-95-240	TRIKIT11-22-25-150	POWERJOINT™ TRIKIT 22KV 25 TO 150MM² CABLE
TFK-22-35-50, TFK-22-70-185, TFK-11-16-25, TFK-11-35-70, TFK-11-95-240	TRIKIT11-22-95-400	POWERJOINT™ TRIKIT 22KV 95 TO 400MM² CABLE
	AHTT11-22-3-1	POWERJOINT™ TRIKIT 22KV HEAVY-DUTY 70 TO 500MM² 3200MM LONG

## HEATSHRINK INDOOR 22KV TERMINATION KITS

### POWERJOINT 1 CORE UA



- Practically unlimited shelf-life (depending on environmental conditions)
- Designed for Australasian polymeric cables
- A few kit sizes cover a vast cable cross-section range



Part No.	Description	Voltage Class (kV)	Tail Length (mm)	Unit	Qty
H22I1X2T2	HS INDOOR KIT 22KV SC UA 35-95MM <sup>2</sup>	22	450	EA	1
H22I1X3T2	HS INDOOR KIT 22KV SC UA 95-240MM <sup>2</sup>	22	450	EA	1
H22I1X4T2	HS INDOOR KIT 22KV SC UA 185-400MM <sup>2</sup>	22	450	EA	1
H22I1X5T2	HS INDOOR KIT 22KV SC UA 400-630MM <sup>2</sup>	22	450	EA	1

### POWERJOINT 3 CORE UA



- Practically unlimited shelf-life (depending on environmental conditions)
- Designed for Australasian polymeric cables
- A few kit sizes cover a vast cable cross-section range



Part No.	Description	Voltage Class (kV)	Tail Length (mm)	Unit	Qty
H22I3X2T2	HS INDOOR KIT 22 KV 3C UA 35-95MM <sup>2</sup>	22	450	EA	1
H22I3X3T2	HS INDOOR KIT 22 KV 3C UA 95-240MM <sup>2</sup>	22	450	EA	1
H22I3X4T2	HS INDOOR KIT 22 KV 3C UA 185-400MM <sup>2</sup>	22	450	EA	1
H22I3X5T2	HS INDOOR KIT 22KV 3C UA 400-630MM <sup>2</sup>	22	450	EA	1

### POWERJOINT 3 CORE ARMoured



- Practically unlimited shelf-life (depending on environmental conditions)
- Designed for Australasian polymeric cables
- A few kit sizes cover a vast cable cross-section range




Part No.	Description	Voltage Class (kV)	Tail Length (mm)	Unit	Qty
H22I3AX2T2	HS INDOOR KIT 22KV 3C ARM 35-95MM <sup>2</sup>	22	450	EA	1
H22I3AX3T2	HS INDOOR KIT 22KV 3C ARM 95-240MM <sup>2</sup>	22	450	EA	1
H22I3AX4T2	HS INDOOR KIT 22KV 3C ARM 185-400MM <sup>2</sup>	22	450	EA	1



## HEATSHRINK OUTDOOR 22KV TERMINATION KITS

### POWERJOINT 1 CORE UA



- Practically unlimited shelf-life (depending on environmental conditions)
- Designed for Australasian polymeric cables
- A few kit sizes cover a vast cable cross-section range



Part No.	Description	Voltage Class (kV)	Tail Length (mm)	Unit	Qty
H22O1X2T3	HS OUTDOOR KIT 22KV SC UA 35-95MM <sup>2</sup>	22	650	EA	1
H22O1X3T3	HS OUTDOOR KIT 22KV SC UA 95-240MM <sup>2</sup>	22	650	EA	1
H22O1X4T3	HS OUTDOOR KIT 22KV SC UA 185-400MM <sup>2</sup>	22	650	EA	1
H22O1X5T3	HS OUTDOOR KIT 22KV SC UA 400-630MM <sup>2</sup>	22	650	EA	1

### POWERJOINT 3 CORE UA



- Practically unlimited shelf-life (depending on environmental conditions)
- Designed for Australasian polymeric cables
- A few kit sizes cover a vast cable cross-section range



Part No.	Description	Voltage Class (kV)	Tail Length (mm)	Unit	Qty
H22O3X2T3	HS OUTDOOR KIT 22KV 3C UA 35-95MM <sup>2</sup>	22	650	EA	1
H22O3X3T3	HS OUTDOOR KIT 22KV 3C UA 95-240MM <sup>2</sup>	22	650	EA	1
H22O3X4T3	HS OUTDOOR KIT 22KV 3C UA 185-400MM <sup>2</sup>	22	650	EA	1
H22O3X5T3	HS OUTDOOR KIT 22KV 3C UA 400-630MM <sup>2</sup>	22	650	EA	1

### POWERJOINT 3 CORE ARMoured



- Practically unlimited shelf-life (depending on environmental conditions)
- Designed for Australasian polymeric cables
- A few kit sizes cover a vast cable cross-section range



Part No.	Description	Voltage Class (kV)	Tail Length (mm)	Unit	Qty
H22O3AX2T3	HS OUTDOOR KIT 22KV 3C ARM 35-95MM <sup>2</sup>	22	650	EA	1
H22O3AX3T3	HS OUTDOOR KIT 22KV 3C ARM 95-240MM <sup>2</sup>	22	650	EA	1
H22O3AX4T3	HS OUTDOOR KIT 22KV 3C ARM 185-400MM <sup>2</sup>	22	650	EA	1

## HEATSHRINK TRIFURCATION KITS

### POWERJOINT TRIFURCATION KITS



- Standard conversion kits for 3 core cable to 3 single core cables
- MV single core terminations are easy to install
- Ideal for confined space terminations



Part No.	Cross Section of Cable (mm <sup>2</sup> )	Cable OD (mm)	Core OD (mm)	Tail Length (mm)	Unit	Qty
TRIKIT11-22-25-150	25 to 150	75 to 40	30 to 10	1200	EA	1
TRIKIT11-22-95-400	95 to 400	100 to 55	40 to 59	1200	EA	1
AHTT11-22-3-1	70 to 500	100 to 55	40 to 18	3200	EA	1

## HEATSHRINK BUSBAR TUBING AND TAPES

### POWERJOINT BUSBAR TUBING



- Improve insulation and reduce busbar clearance distances
- Adhesive lined for improved sealing
- High tracking resistance



Part No.	Description	Unit	Qty
BBMV15-6	BUSBAR MV INSULATION TUBING 19/6MM	ROL	30
BBMV30-12	BUSBAR MV INSULATION TUBING 30/12MM	ROL	30
BBMV50-20	BUSBAR MV INSULATION TUBING 50/20MM	ROL	15
BBMV75-30	BUSBAR MV INSULATION TUBING 75/30MM	ROL	15
BBMV120-50	BUSBAR MV INSULATION TUBING 120/50MM	4FT	1
BBMV180-60	BUSBAR MV INSULATION TUBING 180/60MM	4FT	1
BBMV205-75	BUSBAR MV INSULATION TUBING 205/75MM	4FT	1
BBMV235-75	BUSBAR MV INSULATION TUBING 235-75MM	4FT	1

### POWERJOINT BUSBAR TAPES



- Good tracking resistance
- Excellent electrical insulation
- UV and weather resistance



Part No.	Description	Unit	Qty
BIT25-5	BUSBAR INSULATION TAPE 25MM X 5M	ROL	1
BIT25-10	BUSBAR INSULATION TAPE 25MM X 10M	ROL	1
BIT50-10	BUSBAR INSULATION TAPE 50MM X 10M	ROL	1
BIT100-10	BUSBAR INSULATION TAPE 100MM X 10M	ROL	1

## FLEXIBLE BOOTS

### POWERJOINT FLEXIBLE BOOTS

#### FLEXIBLE BOOT W/ SIZE ADAPTER 11KV KIT3

Part No. FBB1

Unit: PAK Qty: 3



- Protects, seals and insulates
- Reduce clearance distances
- 3x Flexible Boots supplied in kit with cleaning sachets

#### FLEXIBLE T-BOOT W/ REAR CAP 11KV KIT3

Part No. FBB2

Unit: PAK Qty: 3



- Protects, seals and insulates
- Reduce clearance distances
- 3x T-Boots supplied in kit with cleaning sachets

# INTRODUCING DUTCHCLAMP®

**Dutchclamp®**  
Cable clamps - Cable blocks

## DUTCHCLAMP® IM TYPE CABLE BLOCKS

Dutchclamp® IM Cable Blocks are specially designed for shortcircuit resistant and safe fastening of single or multicore medium and high voltage cables. IM types are available in 3 models and suitable for cables with a diameter from 12mm to 32mm and 32mm to 48mm.

Dutchclamp® IM Cable Blocks are unique in their kind. The surfaces wherein the cables come to lie ensure perfect pressure distribution and maximum grip on the cables without sharp edges. In this way, there is no point load on the cables and the cables are not damaged.

Dutchclamp® IM Cable Blocks are manufactured from the highest quality glass fibre reinforced polyamide and are therefore ideally suited for installations where very high short circuit forces may occur.

The unique raw material used in manufacturing these cable clamps, makes them resistant to corrosion, ozone, frost, heat, oil, acids, salts, aggressive chemicals, UV and nuclear radiation. There is no reduction in force within temperatures from -40°C to + 125°C (225°C momentarily).

Dutchclamp® IM Cable Blocks have been tested by, among others, UL (The Underwriters Laboratories U.S.A), the Prof. Ir. Damstra Laboratory (Eaton), Voltalab Grenoble (Schneider) and SGS Brussels in accordance with the NEN-EN-IEC 61914:2009 International Standard. All test reports are available upon request.

Dutchclamp® IM Cable Blocks are used worldwide and are therefore available from stock. They can also be supplied with appropriate fastening material.



## DUTCHCLAMP® TRIPLE TYPE CABLE CLAMPS

Dutchclamp® Triple Cable Clamps are specially designed for short-circuit resistant fastening of cables in trefoil applications. Triple types are available in 6 models and suitable for cables with a diameter from 27mm to 150mm.

Dutchclamp® Triple Cable Clamps are unique in their kind. The surfaces wherein the cables come to lie ensure perfect pressure distribution and maximum grip on the cables without sharp edges. In this way, there is no point load on the cables and the cables are not damaged.

Dutchclamp® Triple Cable Clamps are manufactured from the highest quality glass fibre reinforced polyamide and are therefore ideally suited for installations where high short circuit forces may occur.

The unique raw material used in manufacturing these cable clamps, makes them resistant to corrosion, ozone, frost, heat, oil, acids, salts, aggressive chemicals, UV and nuclear radiation. There is no reduction in force within temperatures from -40°C to + 125°C (225°C momentarily).

Dutchclamp® Triple Cable Clamps have been tested by, among others, UL (The Underwriters Laboratories U.S.A), Voltalab in Grenoble (Schneider), the Prof. Ir. Damstra Laboratory (Eaton), KEMA and SGS Brussels in accordance with the NEN-EN-IEC 61914:2009 International Standard. All test reports are available upon request.



Dutchclamp® Triple Cable Clamps are used worldwide and are therefore available from stock. They can also be supplied with appropriate fastening material.





## DUTCHCLAMP® SEG TYPE CABLE CLAMPS

Dutchclamp® SEG Cable Clamps are specially designed for short-circuit resistant fastening of single or multicore medium and high voltage cables. SEG Types are available in 2 models and suitable for cables with a diameter from 26mm to 50mm (DC-SEG26-50) and 50mm to 80mm (DC-SEG50-80).

Dutchclamp® SEG Cable Clamps are unique in their kind. The surfaces wherein the cables come to lie ensure perfect pressure distribution and maximum grip on the cables without sharp edges. In this way, there is no point load on the cables and the cables are not damaged. SEG cable clamps are stackable and may also be fastened by means of the extra centre hole.

Dutchclamp® SEG Cable Clamps are manufactured from the highest quality glass fibre reinforced polyamide and are therefore ideally suited for installations where high short circuit forces may occur.

The unique raw material used in manufacturing these cable clamps, makes them resistant to corrosion, ozone, frost, heat, oil, acids, salts, aggressive chemicals, UV and nuclear radiation. There is no reduction in force within temperatures from -40°C to + 120°C (225°C momentarily).

Dutchclamp® SEG Cable Clamps have been tested by SGS Brussels and the Voltablab in Grenoble (Schneider) in accordance with the NEN-EN-IEC 61914:2009 International Standard. All test reports are available upon request.

Dutchclamp® SEG Cable Clamps are used worldwide and are therefore available from stock. They can also be supplied with appropriate fastening material.



## DUTCHCLAMP® SE TYPE CABLE CLAMPS

Dutchclamp® SE Cable Clamps are specially designed for short-circuit resistant fastening of single or multicore medium and high voltage cables. SE types are available in 7 models and suitable for cables with a diameter from 15mm to 170mm.

Dutchclamp® SE Cable Clamps are unique in their kind. The surfaces wherein the cables come to lie ensure perfect pressure distribution and maximum grip on the cables without sharp edges. In this way, there is no point load on the cables and the cables are not damaged.

Dutchclamp® SE Cable Clamps are manufactured from the highest quality, glass fibre reinforced polyamide and are therefore ideally suited for installations where very high short circuit forces may occur.

The unique raw material used in manufacturing these cable clamps, makes them resistant to corrosion, ozone, frost, heat, oil, acids, salts, aggressive chemicals, UV and nuclear radiation. There is no reduction in force within temperatures from -40°C to + 125°C (225°C momentarily).

Dutchclamp® SE Cable Clamps have been tested by, among others, UL (The Underwriters Laboratories U.S.A), the Prof. Ir. Damstra Laboratory (Eaton), Voltablab Grenoble (Schneider) and SGS Brussels in accordance with the NEN-EN-IEC 61914:2009 International Standard. All test reports are available upon request.

Dutchclamp® SE Cable Clamps are used worldwide and are therefore available from stock. They can also be supplied with appropriate fastening material.



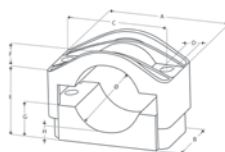
## CABLE CLAMPS

### DUTCHCLAMP SE TYPE SINGLE CLAMPS



- Resistant to oils, fats, aggressive chemicals, frost, heat, UV, ozone, salt, moisture, acids and nuclear radiation
- Resistant to short-circuit currents up to 202kA
- Very simple installation

**Dutchclamp®**  
Cable clamps - Cable blocks



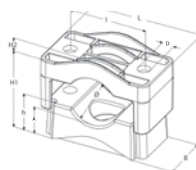
Part No.	Cable Dia. (mm)	A (mm)	B (mm)	C (mm)	D (mm)	E (mm)	F (mm)	G (mm)	H (mm)	I (mm)	Torque (Nm)	Unit	Qty
DC-SE15-26	15-26	77	45	50	10	26-42	4	17	8	-	5	EA	1
DC-SE26-38	26-38	92	60	60	12	33-49	7	18	7	-	5	EA	1
DC-SE36-52	36-52	105	60	75	12	39-55	15	23	8	-	5	EA	1
DC-SE50-75	50-75	126	60	95	12	46-71	22	30	9	-	5	EA	1
DC-SE75-100	75-100	200	80	150	15	70-95	32	45	10	-	5	EA	1
DC-SE100-135	100-135	225	85	175	15	85-120	43	58	10	-	8	EA	1
DC-SE135-170	135-170	260	90	210	15	133-169	62	90	28	-	8	EA	1

### DUTCHCLAMP SEG TYPE CABLE CLAMPS



- Resistant to oils, fats, aggressive chemicals, frost, heat, UV, ozone, salt, moisture, acids and nuclear radiation
- Resistant to short-circuit currents/forces up to 150kA
- Very simple installation

**Dutchclamp®**  
Cable clamps - Cable blocks



Part No.	Cable Dia. (mm)	L (mm)	B (mm)	I (mm)	D (mm)	H1 (mm)	H2 (mm)	h (mm)	a (mm)	Torque (Nm)	Unit	Qty
DC-SEG26-50	51	111	60	76	12.5	55.5-79.5	11.5	36	24	5	EA	1
DC-SEG50-80	81	135	60	100	12.5	78.5-108	15.5	47	23	5	EA	1

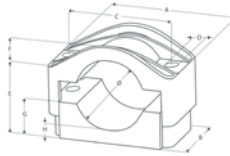


## DUTCHCLAMP TREFOIL TRIPLE CLAMPS



- Resistant to oils, fats, aggressive chemicals, frost, heat, UV, ozone, salt, moisture, acids and nuclear radiation
- Resistant to short-circuit currents/forces up to 150kA
- Very simple installation

**Dutchclamp®**  
Cable clamps - Cable blocks



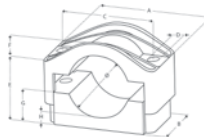
Part No.	Cable Dia. (mm)	A (mm)	B (mm)	C (mm)	D (mm)	E (mm)	F (mm)	G (mm)	H (mm)	I (mm)	Torque (Nm)	Unit	Qty
DC-TPL27-38	3x27-38	180	75	125	15.5	63	12	35	16.5	-	5	EA	1
DC-TPL38-51	3x38-51	195	80	145	15.5	84	16	45	20	-	5	EA	1
DC-TPL51-69	3x51-69	220	85	170	15.5	109	21	58	26	-	5	EA	1
DC-TPL69-90	3x69-90	252	90	215	15.5	134	29	72	30	-	8	EA	1
DC-TPL90-118	3x90-118	321	100	270	15.5	180	27	89	33	-	8	EA	1
DC-TPL118-150	3x118-150	400	110	340	15.5	211	37	110	75	-	8	EA	1

## DUTCHCLAMP IM TYPE CABLE CLAMPS



- Resistant to oils, fats, aggressive chemicals, frost, heat, UV, ozone, salt, moisture, acids and nuclear radiation
- Resistant to short-circuit currents/forces up to 150kA
- Very simple installation

**Dutchclamp®**  
Cable clamps - Cable blocks



Part No.	Cable Dia. (mm)	A (mm)	B (mm)	C (mm)	D (mm)	E (mm)	F (mm)	G (mm)	H (mm)	I (mm)	Torque (Nm)	Unit	Qty
DC-IM3X12-32	-	226	74	50	50	74	28	14	9	4.5	5	PAK	2
DC-IM4X12-32	-	280	74	50	50	147	28	14	9	4.5	5	PAK	2
DC-IM4X32-48	-	345	85	65	50	170	28	14	18	10	5	PAK	2



In support of our policy of continuous product improvement we reserve the right to change materials and specifications without notice. Drawings, where used, are not to scale. All dimensions are in millimetres and sizes given are approximate. Where possible, technical MSDS data sheets are made available on the website. All products should be installed and used in accordance with manufacturer's instructions provided. Warning: products may be the subject of registered designs and patents. Refer to website for terms and conditions on warranty.

**CABBRTERM**

For more information, please visit our websites.

**CABAC Australia**

8 Distribution Place,  
Seven Hills, NSW 2147  
Telephone: 133 122  
Fax: 1300 303 310  
Email: [sales@cabac.com.au](mailto:sales@cabac.com.au)  
Website: [www.cabac.com.au](http://www.cabac.com.au)



AU

**CABAC New Zealand**

7B Carmont Place,  
Mt Wellington, Auckland, New Zealand, 1060  
Telephone: 0800 776 969  
Fax: 0800 886 969  
Email: [sales@cabac.co.nz](mailto:sales@cabac.co.nz)  
Website: [www.cabac.co.nz](http://www.cabac.co.nz)



NZ